

phoenix

MONTHLY INTERNATIONAL®

Vol IV No. 3
March 1984

GGA



Friendship is born at that moment when one person says to another,
"What! You, too? I thought I was the only one."--C.S. Lewis

TABLE OF CONTENTS

GenderNet — an electronic Bill Board	1
Eyebrows, Eyes and Eyelashes — "How to tips"	1
Happy Birthday	5
The Mail Bag (Letters from Readers)	5
Photo Spread	7
Carnival In Haiti	11
Commercial Advertising	13

SUBMISSION DEADLINE: Items must be received not later than the first Monday of the month preceding the issue date in which they are to appear.

EDITORIAL POLICY: The Editorial Staff reserves the right to **reject, edit and/or serialize** items submitted for publication. Submitted items will not be returned unless a stamped, self-addressed envelope is included with the submitted material.

ADVERTISING POLICY: All ad copy must be camera ready or a preparation charge will be assessed. All copy must be received by the 15th of the month in which it is expected to appear. We reserve the right to reject or edit all commercial ad copy.

The Phoenix Monthly-International® is published monthly by the Gateway Gender Alliance, PO Box 62283, Sunnyvale, CA 94088. Contents may not be copied or reproduced without the written consent of The Gateway Gender Alliance.

GENDERNET[®]



GenderNet[®] went "on the air" January 1, 1984 at 6pm (PST) and as of this writing, thirteen days later, 207 calls have been recorded on the network.

Calls have come in from as far away as Massachusetts. Although one individual did signon giving Hawaii as the "called from" location we suspect she was really in the Bay Area.

All you "computer nuts" with a 300 baud modem are more than welcome to call, signon and browse the many sections of the Board to glean as much information from it as you wish. Each call is programatically limited to 30 minutes to eliminate "time hogs".

We are in the process of preparing a GenderNet Road Map to help you find what you want and get there quickly. It is anticipated the Road Maps will be in the March mailing. If the map is of no value to you please pass it on to someone who might get some use out of it.

Because of limited disk space availability we have not included a Mail Section and as additional disk space becomes available we plan to include the contents of the Resource Directory and possibly the Correspondant's Directory. These two items will be broken down in areas such as Northeast, Midwest, Southern States, etc and within each area each a separate panel will be designated for each State to facilitate access and decrease time needed on the network.

EYEBROWS, EYES and EYELASHES by Muriel Olive

Shaping the Eyebrows

The eyebrows are a very expressive feature on the face. The **correct** browline is needed to add emphasis to what the eyes tell emotionally.

It is **very** important to shape brows properly. It is possible to pluck the hairs that grow over the nose between the actual eyebrows.



Also the hairs that grow down toward the eye at the back of the eyebrow may be included in this initial plucking. (See sketch.)

If the eyebrows are thinned out a few at a time they will **not** appear feminine to your masculine world. This thinning doesn't really change the shape of your actual eyebrows, it just makes them shorter and neater as a man, but easier to change the shape to a feminine style when making up.

They might look a little thick and bushy, but then Brooke Shields has nothing on you! You too will look natural. The "painted on" look is really **out** — unless you're into Punk Rock. As the hairs grow back you can remove them again — a few hairs at a time, as before. No one will be counting hairs as you may think, but so it subtly. Very few people will notice or remember slight changes. Some people may think you look different, but practically no one will be able to put their finger on any one thing. It may alter your expression but certainly **not** your gender.

Brush your brows with an eyebrow brush to find their natural shape **before** applying color. A natural arch duplicates the shape of the eye below it and gives added beauty to **any** face type. At the highest point of elevation the brow should taper off on a down grade — slightly higher than your natural brow. If you cannot pluck the hairs from the end of the eyebrow, cover them as well as possible with foundation beard cover. Using a wedge shaped eyebrow brush, follow the natural line of the brow with a shade of light brown for blondes, to darker brown shades for brunettes and redheads, matching the

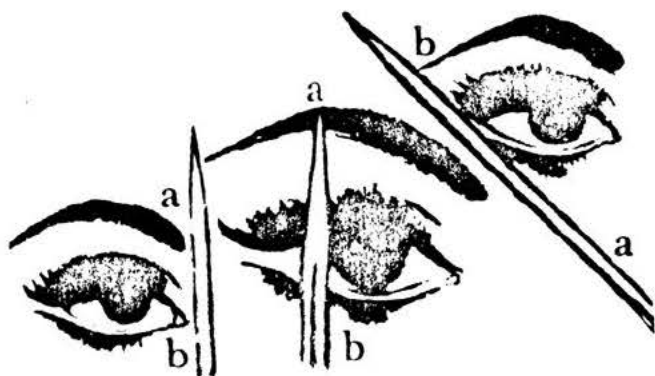
depth of color of the hair as closely as possible. Use a soft black for black hair only. Mixing in a little brown to further soften the black. Fill in with short strokes, duplicating the hairs.

Brows should begin softly, become more prominent and end gently.

Brows should look like real hair, with highlights and shadows. They should never look painted or have harsh pencil lines which overpower the eyes.

Establishing Your Eyebrow Line

Use a pencil as a guide to determine the beginning, highest elevation and length of your brow.



Plucking Tips

Lubricate the skin to soften it before plucking.

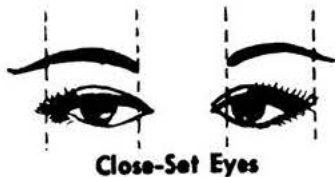
Pull the skin tight with one hand.

Tweeze in the direction of the hair's growth.

Apply rubbing alcohol immediately after plucking.

Corrective Chart

For **CLOSE-SET EYES** Pluck the eyebrows so the distance between them equals the width of one eye. This may mean they will start over a tear duct rather than over the corner of the eye.

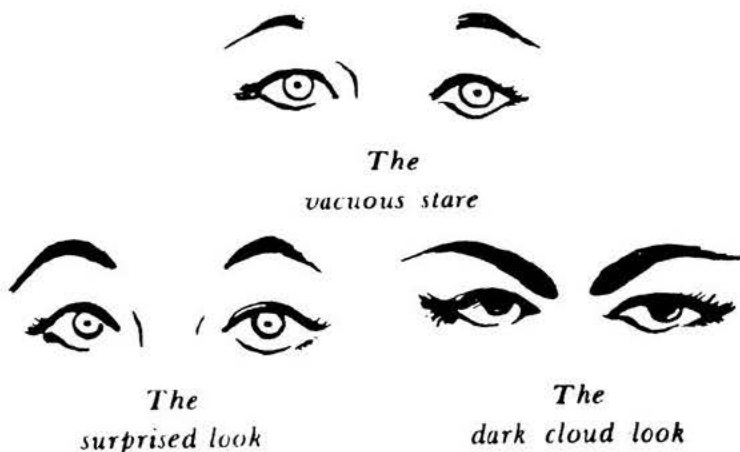


WIDE-SET EYES will seem closer together if the eyebrows are plucked to the distance of one eye span between them. This may mean they will start beyond the corner of the eyes.



Errors to Avoid

Each of the following looks should be avoided at all costs:



Applying Color to the Eyebrows

Follow the natural line of the eyebrow when applying color to the brow. Fill in with short strokes with a wedge shaped eyebrow brush, duplicating hairs with hair lines. Brows should begin softly, become more prominent and end gently. They should look like real hair with highlights and shadows. A normal, natural arch duplicates the the shape of the eye below it and give added beauty to any face type. Use a light brown to a dark brown or a brown-black depending on the shade of the hair, but keeping close to the original tone of the eyebrows.

The Eyes

Eye structure is composed of 3 shades of eye shadow adding contrast and depth and consists of highlight, a contour and a lid shadow. Professional make-up or night

wear requires heavier application than daylight or street make-up.

Application and shade selection. Use contour principles of light color projects - dark colors recede.



1. Apply darkest tone as an eye contour using a soft fluff brush. Blend at the corner.

2. Apply medium tone as a lid shadow (with a specially designed brush or felt applicator). Cover the entire lid from root to lash up to the contour line.

3. Apply highlight with a felt applicator or highlight stick to area below edge of brow down to contour shadow.

Once **all** shadow has been applied blend all applications at edges so no harsh line of demarcation exists.

Eye Liner

Eye liner will draw attention to your eyes. If applied correctly it can make your eyes look wider and larger or, even closer together if you are wide apart.

There are 3 kinds of eye liners which are popular:

1. a pressed powder in cake form which brushes on softly, or can be mixed into a creamy consistency with water and painted on with an eye liner brush.

2. liquid eye liner which comes in a small container with its own brush (I prefer this type).

3. An eye liner pencil.

Apply from inside corner of eye at point of tear duct, extending it over top of the eye to about half an inch beyond the far corner of the eye, lifting it to follow the contour shadow effect. This also elongates the eye and gives the eyes a "sloey-eyed" look. They look wider and larger. The bottom is done with a fine line using a pencil eye liner, joining the top eye liner at the corner of the eye and extending under the eye a little past the center of

the eye and ending there softly (note arrows in sketch).

Eye Lashes

Use an eyelash curler to add upward curl the lashes. Place the rounded top part of the curler over the eyelid as shown in the sketch. The lashes should pass through the opened slot. Clamp tightly and hold for a few seconds, being careful to fit the curler close to the base of the of the lashes **without** pinching the lid.



After curling, hold your head back and, looking down into a hand mirror (preferably a magnifying mirror) apply mascara, brushing upward and **away** from the eye to add length and a lovely fringe to the formation and expression of the eyes.

False Eyelashes

If false eyelashes are desired pick a **good** quality **European** hair mounted on a thin, invisible band. Low quality lashes are made of Korean hair which split easily and have an unnatural, wiry look. The thickness of these lashes also requires a thick band with wider separation due to the need for larger knotting of individual lashes, making them **look** false, but they are okay for a dramatic, exaggerated look from a distance, especially for stage work or theatrical costuming.

There is nothing quite so glamorous as false eyelashes when you are dressed in especially glamorous attire. Wearing a fringe of long, thick, upswept lashes will create an entirely different effect.

The degree of false eyelash thickness is determined by the type of look you wish to project.

Glue You may, of course, use the glue supplied with the lashes. However, I suggest use of a surgical glue sold under the name "Duo" which can purchased in drug

stores or pharmacies or many discount stores such as Woolworth's and/or discount cosmetic stores. This glue holds many applications and is a much better glue.

To apply: Carefully hold the lashes by the hairs and run a **thin** line of glue on the base band from tip to tip. Make sure the glue is placed at the utmost **back** edge of each lash, gluing and applying one lash at a time.

Mirror position: Look **straight** into a mirror. **Do not** close the eye. With the lid open, place the eyelash into position.



Placement:

False eyelashes should start where **your** own lashes begin, about $\frac{1}{4}$ inch from the outside corner of your eye. Place the lash as close as possible to the roots of your natural lashes. Work from the inward corner outward using a manicure stick or the wrong end of a tweezer to press the lash into position, the squeeze both the false and natural lash together.



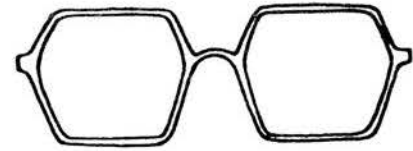
To remove: Take hold of the outer corner and **gently** ease the false lashes away from the eyelids.

To clean: Carefully peel away the excess glue. Place the lashes on a flat surface and either brush lightly with a dampened brow brush and eye make-up remover or wipe downward (from the base to the hair tips) with an eye make-up remover pad. Blot the lashes with a tissue and return them to the box mount to maintain their shape.

Glasses

Many of us wear glasses in our male role and thus require glasses in our feminine role. The shape of your eyebrows and your face must be considered when selecting frames for your feminine role.

A **square face** will appear more oval in a large square or oblong frame which protrudes sideways beyond the cheekbone.



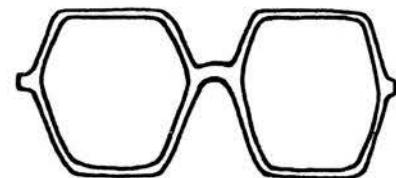
A **short face** can be made to look loner by a huge, round frame which sits high on the nose or a shallow, rectangular frame which does not extend to the bottom of the nose.



A **round face** will look thinner in a shallow, wide frame.



A **long face** can be shortened by a deep vertical frame leaving less face showing from the frame down.



IT'S HAPPY BIRTHDAY TIME!



The following Associates have a birthday in the months listed. We hope you'll send each Birthday Person a nice card. We have.

FEBRUARY

Justine	CA-15	Denise	CA-46
Vanessa	CA-61	Steven	CA-73
Alan	CA-83	Jayne	CA-118
Becky	CA-121	Jennifer	CA-143
Bonnie	CA-155	Monica	CA-217
Edwina	CN-25	Nancy	CT-24
Gwen	FL-23	Kim	IL-60
Karen	IN-10	Josephine	LA-14
Janice	LA-15	Nancy	LA-17
Rhonda	MD-37	Diane	NV-24
Marilyn	NY-12	Jackie	NY-52
Lauren	PA-39	Jeff	WA-400

MARCH

Stephanie	CA-26	Kaye	CA-97
Ashley	CA-219	Marilyn	CA-226
Robyn	CA-242	Mike	CA-407
Myrna	CN-18	Melaine	CN-21
Cindy	CT-23	Pat	FL-50
Diana	HI-10	Carol	IL-50
Anna	IL-57	Teri	IL-61
Bea	MD-33	Carol	MD-36
Marcia	MN-16	Linda	NJ-21
Joseph	NJ-26	Jamie	OH-26
Janice	OR-16	Tiffanie	TX-40
May	UT-11		

MAIL BAG



Dear Madam,

I am writing this letter as a way of thanking you for the service you've done me.

If you recall I had written you asking that you aid me in corresponding with other TS individuals. Well, as a result, I've heard from a few. Hopefully I will hear from more.

Without your help I may have been pulling my hair out by now. Anyway, I just wanted to let you know that without you a great many of us would be out in the cold.

Keith [REDACTED]
PO Box 69
London, OH 43140-0069

[Ed's Note: Keith is incarcerated in a prison in Ohio. If any of you wish to correspond with him, or others in the same boat, please do so.]

The Staff of the Phoenix wishes to express our collective "Thanks" to each of the dozens of you who took the time to send us a Christmas Card. The walls of the office were literally covered with your cards. Again, "Thanks" to each of you.

NEW SACRAMENTO CHAPTER

Our newest Chapter will be meeting the 2nd Friday of each month in Sacramento. Those interested in attending please contact Bonnie [REDACTED] PO Box 38918, Sacramento, CA 95838 for specific details.

GRANDEDAME, DREAM '83



Ellen, OR-2, was selected as the Grandedame of DREAM '83.

COMPREHENSIVE BIBLIOGRAPHY OF TRANSEXUALISM

For a copy of the 69 page Bibliography of Transsexualism and Related Issues with references back to approximately 1966 and current as of 1983 send the coupon below and \$20.00 to Joanna M. Clark, 31815 Camino Capistrano, Suite L, San Juan Capistrano, CA 92675. Make check/money order payable to the Joanna M. Clark.

Enclosed is \$_____ for _____ copies of the Comprehensive Bibliography Transsexualism and Related Issues.

NAME: _____

ADDRESS: _____

Apt No: _____

CITY: _____

STATE: _____

ZIP: _____

ASSOCIATE CENTERFOLD

Our centerfold this month is Alessandra, a real, live person.

We hope you accept the photo-spread in the sense in which it is intended. We also hope this is but the first of many "live" photos-spreads to appear as centerfolds.

If you are interested in having a photo-spread of you in a future edition send the photos you wish to appear. Tasteful partial nudes are acceptable but no sexually explicit/implicit or genital shots please. A short short bio and captions to accompany the photos will round out the layout.

ALESSANDRA 31, 5'10, 119lbs, brown/grey and green eyes, dark auburn hair.

Double Gemini, moon in Pices. Non-smoker, light social drinker into nutrition and exercise. Interested in learning more about TS studies, especially surgery (doing research for a book on the subject).

Currently on a spiritual retreat from dating for the next one to two years while preparing for her trip to Colorado.

Has 8 years of college with a BA in Philosophy and grad work in theology, English, electronics and other subjects. Has a wide range of sometimes contradictory interests (which she pursues mostly by reading) which include classical music, literature and cinema, philosophy, psychology, Eastern thought, Gurdjieff, meditation, spiritual development, technology and farming of trees and special plants.











CARNIVAL IN HAITI
by Michelle (IL-58)

(continued from last month)

The first thing to go was my make-up. I decided to change my nail color for the night so I removed that next. I drew a hot bath to which I added some perfume, picked up a bottle of red glitter nail lacquer from my make-up case and stepped into the tub to soak and do my nails. After my nails dried I decided to shave all over again, even though I probably didn't need it, but I just didn't want to take any chances. Following my bath I powdered all over and sprayed on more perfume. I was especially careful with my make-up and used shades of grey around my eyes and a pink blusher to set off my tan.

I put on a white net strapless bra and a pair of white panites with embroidered trim. Next I wriggled into a white nylon tricot strapless slip and picked my evening dress out of the suitcase.

I had been looking forward to wearing this dress for some special occasion ever since packing it the previous week. It is all white with a silk lined slip top, a full skirt with a white lace over-skirt that wraps around the skirt in a spiral that starts at the waistband and ends at the hem, white spaghetti and a belt with a large pink flower for a buckle. I slipped into it, closing the back zipper.

I hadn't planned to wear hose as it was still rather warm and with my tan I didn't feel I really needed them, but I decided I would look better with them so I wriggled into a pair of textured tan pantyhose before stepping into a pair of white two inch heels with a gold and white strap over the toes and a gold ankle strap.

I didn't have a wig form with me so I simply put my wig on, pinning it and styled it the best I could. I usually wear a long haired champagne blonde wig and styling it on my own head wasn't the easiest thing to do and get perfect results, but looking into the mirror I felt I looked reasonably passable.

I finished off the outfit with teardrop pearl earrings and a triple strand pearl necklace.

I looked at my watch and realized I had let time get away from me as it was now eight. So, after checking my purse for

passport, papers and money I hurried out the door.

I dropped off the key at the front desk and walked to the lobby where Karl was waiting. When I apologized for being late he simply smiled, looked me over from head to foot adding that he thought I was worth the wait. He led the way to where his silver-blue Benz was parked in the street and opened the door for me. After I was settled in the seat he closed the door, crossed to his side and got behind the wheel.

"Where are we going?" I asked.

"Do you like lobster?"

"Love it. "

"I know **just** the place to go."

We drove along the sea wall with the moon shining on and reflecting off the mirror smooth Atlantic Ocean. I was so absorbed that I failed to notice the police checkpoint until we were almost to it. Perhaps it was just as well, as I had so thoroughly become Michelle during the past twenty-four hours that I had thrown caution to the wind and now I was being abruptly brought back to the reality of the situation. I could just picture the scene when I was unmasked and the evening that had started so beautifully would end in disaster. Fighting back tears I fumbled in my purse for my, or rather Michael's, passport and travel card, locating them just as the car came to a stop.

The policeman walked to the car, asking for our papers. Karl handed his passport and identification card to the guard who looked at the papers, apologized for stopping us and waved us on. I couldn't believe we had gotten through so easily and asked Karl how he did it.

"Diplomatic passport my dear. They do work wonders you know."

I said a silent prayer while returning my papers to my purse, and sank into the soft leather totally exhausted.

We had driven about ten kilometers out of the city when we turned onto a gravel road and stopped in the parking lot of a small tourist hotel. There appeared to be about ten individual units stretched along the beach. Karl led the way along a white gravel footpath running between the large white building on the left and the smaller building near it. The path led us to an octagon shaped wooden deck some fifty feet in diameter built out over the water. Poles

spaced about ten feet apart around the perimeter of the deck supported a conical canopy roof of bamboo thatch. Small, lighted hurricane lamps glowed on a number of tables set for dinner. In one corner was a highly polished mahogany bar about twenty feet long.

Several couples were already having dinner and a lone man was seated on one of the tall bar stools. We seated ourselves at a table next to the railing and as far away from the other diners as we could. Floodlights mounted on the roof lighted the water below us and we could hear the sounds of the waves as they broke against the pilings and the beach behind us.

The waiter took our drink order, a rum punch and whiskey sour. It was a perfect night with a light breeze making the candles in the hurricane lamps flicker. Not surprisingly our conversation picked-up where we had ended it in the afternoon with Karl showing a lot of interest in my work as nurse and asking a lot of questions. Realizing it was getting late and we wanted to get back to Cap Haitian for the Carnival festivities so we ordered the lobster we had come for. Since I couldn't get a baked potato I order rice and a tossed salad.

When the entée arrived I was surprised to see we were each given two lobsters — not just the tails, but the whole thing. I couldn't help but think about the calories, but decided to splurge just this once. Naturally, we had a French chablis with the meal and Brandy Alexanders to top off the meal. I think it was about this time I wondered if Karl was trying to get me drunk, but no matter, I was enjoying myself and planned to quit **before** I lost control.

After finishing dinner we decided to return to town before the celebrating was over for the night. The trip back went quickly and the guard at the checkpoint must have recognized the car because he simply waved us through. After parking the car in front of the police station we walked the few block to the town square where we could hear bands playing. The streets were crowded and people were dancing everywhere I looked. The noise from the bands was deafening and the scene appeared almost surrealistic.

We joined in the festivities spending quite a bit of time just walking around and sampling the delicacies offered by the

street vendors. My favorite was sort of snow cone affair made with flavored rum over ice. About 11:30 all activity seemed to stop as though on signal and within fifteen minutes the town square was deserted.

We walked back to the car and Karl asked "Your place or mine?"

"Mine. I'm a little to drunk to go to your's."

The ride back went quickly and when we arrived Karl asked if he could come up for a few minutes. I begged off, saying the evening's activities had been too much for me and what I really just need to get a good night's sleep. I was really thankful he was such a typically European gentleman of the old school and didn't press the issue. It had been such a perfect evening that I just didn't want to spoil it by risking discovery. Anyway, he kissed me good night and made me agree to meet him at noon the next day for lunch.

I think I just floated up the stairs after picking up my key at the desk. I was sorry the night had ended so soon.

Sunday dawned clear and I awakened early. I had noticed a sign on the Cathedral that Mass would be celebrated at "neuf heures" (nine o'clock) and since it was only a little past seven I felt two hours were enough for me to get ready, have breakfast and still go to church.

After bathing, doing my make-up and hair I slipped into the yellow sundress I'd worn from San Marc, partially because Karl hadn't seen it and partially because I hadn't been able to bring a lot of clothing with me, and I still had three days to go. After slipping on a pair of natural leather sandals, checking my appearance in the mirror and picking up my purse I went to the veranda for breakfast.

Several of other guests were just finishing as I seated myself at an out-of-the-way table. While eating my breakfast of orange juice, coffee, eggs and toast I planned the day's activities. I would go to church and return to the hotel before meeting Karl for lunch. After finishing my meal I returned to my room, checked my appearance, made a bathroom stop and left for church.

Continued next month.

PERMANENT HAIR REMOVAL

Donna R. McDonald
REGISTERED ELECTROLOGIST

1237 PARK ST., SUITE 3
ALAMEDA, CALIF. 94501

769-8944

Rozsa Electrolysis Clinic

Mary Margaret Rozsa, R.E., Director
Permanent Hair Removal for Men & Women
by Appointment

The Medical Center
100 O'Connor Dr., Suite 28A
San Jose, CA 95128 (408) 292-3133

408 249-2205

MILDRED L. BROWN, PH.D.

SEX THERAPY & EDUCATION
GENDER IDENTITY COUNSELING

700 W. PARR, SUITE K
LOS GATOS, CA 95030

1523 FRANKLIN
SAN FRANCISCO, CA 94109

MARIA SCAFIDI, M.A.

Marriage, Family, Child Counselor
Intern No. 2420

Transgender Counseling

Certified Ortho-bionomist

(707) 526-2500 Santa Rosa

(212) 947-7773

LEE'S MARDI GRAS ENT., INC.

MAILORDER - BOUTIQUE

A Full Line for the
Transvestite & Transsexual

HOURS: 12 NOON - 6 P.M.
MONDAY THRU SATURDAY


565 10TH AVE. 2ND FLOOR
NEW YORK, NY 10036

Clothing and Image Consultation

Yvonne Wright

P.O. Box 1098
Berkeley, Ca. 94701

(415) 653-8435



ALISE MARTINEZ, R.N., B.A.

Director
License No. V352772

TS COUNSELING

1550 California, #6201, San Francisco, 94109, (415) 387-6767

Anne Vitale Ph.D.
Psychological Intern

Consultant: Gender Identity and Related Problems
Pre and Post-Operative Male-to-Female Peer Counseling

San Rafael, CA

(415) 456-4452

Individual, Couple, Group
Psychotherapy

Gender Identity,
Sex Counseling

Alice Webb, M.S.W., ACSW
809 Church Street
Galveston, Texas 77550
(409) 763-6227

Licensed Clinical Social Worker Certified Social Worker
Calif. Lic# L 008530



Wig n Joy THE WIG EXPERTS
 Cascades • Falls • Wiglets • Men's Wigs
 Featuring Wigs by Eva Gabor and
 Rene of Paris
 ONE DAY STYLING SERVICE ON WIGS
 AND HAIRPIECES
 2527 FULTON AVENUE (At El Camino), SACTO
 481-1988

TRANSSEXUAL VOICE

A newsletter by and about transsexuals

Published bi-monthly.

Free Personal Ads

\$2.00 per issue.

\$12.00 per year.

Make check/money order payable to:

Phoebe Smith sending same to 764 North
Avenue, Hapeville, GA, 30354

(408) 773-1260

DOREEN DANIELS, M.S.
 SPEECH & LANGUAGE PATHOLOGIST
 505 W. Olive, Suite 110
 Sunnyvale, CA 94086

American Speech Language/Hearing
 Association Certification

California Board of Medical
 Examiners License SP3527

Fem-Fashion Expressions

157 W. 57TH STREET, SUITE 601, NEW YORK, N. Y. 10019

Muriel Olive
 (212) 582-6823
 BY APPOINTMENT ONLY

LINGERIE, FOUNDATIONS,
 BREAST FORMS & PADDING,
 COSMETICS, WIGS, JEWELRY,
 SPORTSWEAR & DRESSES,
 ALTERATIONS & FASHIONS
 MADE-TO-ORDER.
 ANALYSIS - COUNSELING
 MAKE-UP & CHARM SESSIONS
 ON HOURLY BASIS.

BREASTS

CLINICAL PROSTHESES AT LOW PRICES, MAIL,
 PERSONAL FITTING, THIS AND OTHER SHAPING
 INFORMATION (50¢). MY BOOKLET THE BREAST
BUYERS GUIDE--TECHNICAL INFORMATION AND
TECHNIQUES HAS SIZE INFORMATION (\$2.00).
 EACH/BOTH REFUNDED WITH FIRST PURCHASE;

KENNETH/KATHY POOL, Ph.D., M.P.H.
 P. O. Box 10031
 BERKELEY, CA 94709

WRITTEN LIFETIME GUARANTEE

Guaranteed Electrolysis, Inc.

SPECIALIZING IN SENSITIVE SKIN



PERMANENT RESULTS

OR TREATMENTS ARE FREE



free brochure.

Tampa 1008 W. Linebaugh Ave. 933-3187
 Clearwater 2351 Drew St. 799-0616
 St. Petersburg 350 66th St. N. 345-2667
 New Port Richey 410 Boulevard S. 847-3827

ELECTROLYSIS TRAINING CENTER

1008 W. Linebaugh, Tampa, Fla. 33612 933-3187

IN CHICAGO

3153 N. Broadway 528-7988

MEETING PLACE FOR THE GGA's
 WINDY CITY CHAPTER

All GGA Associates welcome!

Take this coupon to Victoria's and receive
one free drink.

ADVANCED TECHNIQUES IN
PERMANENT HAIR REMOVAL

**ELECTROLYSIS
CENTER**

921-1121

903 ENTERPRISE •
SACRAMENTO, CA



A HANDBOOK FOR TRANSSEXUALS,
by Paula Grossman. 70 pp., published
privately. This book is the blueprint!
Eight years in the making. Tells what
to do, how, why, where, and even
whom! An absolute must for all who
contemplate a sex-reassignment.
\$5.95 ppd., Grossman, 76 Norwood
Ave., Plainfield, N.J. 07060.

I am
available.
Would you like
your ad to appear
here!

SUBSCRIPTION COUPON

Please send me a copy of the Phoenix
Monthly-International® each month.

Name _____

Address _____

Apartment Number _____

City _____

State _____ ZIP _____

Annual subscription rate: TV/TS - \$30.00.
Professional - \$35.00. Residents of Mexico
and Canada add \$6.00 for First Class post-
age. Overseas residents, including Alaska
and Hawaii, add \$12.00 for First Class
postage or \$18.00 for Airmail Postage. All
fees must be paid in U.S. currency. Make
check/money order payable to GGA. Mail
to POB 62283, Sunnyvale, CA 94088.

MOVING?

If you've moved or are planning to be
sure to notify us so the PM-I will arrive
at your address on time.

New Address

Name _____

Address _____

City _____

State _____ ZIP _____

Old Address

Glue your PM-I mailing label here.

french maids

wigs - stockings - bras

waist cinchers - merry widows

PHONE (415) 325-2200

Ask for Operator One

CHARACTER COSTUMES

330 Cambridge Ave. • Palo Alto, CA 94306

FEMME PERSPECTIVE

(408) 292-32-133



Discreet & Private Consultations
for the TS/TS Desiring the
Ultimate Feminine Image

Shopping service - Cosmetic Counseling
Professional Referral Services
Feminine Etiquette Training
Breast Prosthesis Fitting
TS Escort Services

FEM-FASHIONS EXPRESSIONS

157 WEST 57 STREET, SUITE 601
NEW YORK, N.Y. 10019
MURIEL OLIVE

B. Appointment Only

FEM-FASHIONS EXPRESSIONS was established several years ago on the premise that starting a female wardrobe or adding to one should be a pleasant uplifting experience that is free from hassle. It should be in an atmosphere of privacy and complete discretion. Muriel Olive is a lady who understands you and your needs. The shop is located in a modern office building with a doorman. 57 Street is a safe secure area. You are given individual attention as we work by appointment only. Some services are on an hourly basis. Call for complete information.

*COUNSELING - WARDROBE PLANNING - MADE TO ORDER CLOTHING
ALTERATIONS - CHARM SESSIONS - DRESS AND MAKE UP SESSIONS
AND ALSO INSTRUCTION - FIGURE AND SIZE ANALYSIS
DECORUM LESSONS*

Gateway Gender Alliance Group information and applications
Authorized to collect advance payments for Joyce Dewhurst events

PADDING: FALSIES TO BETTER SILICONE BREAST FORMS
ALSO HIP PADDING - PADDED GIRDLES AND PANTIES

WAIST CINCHERS - READY MADE AND MADE TO ORDER - CORSETS AND
CORSELETS-ALL-IN-ONES - BRAS - PANTIES - TAP PANTS - GARTER BELTS
SLIPS - 1/2 SLIPS - NIGHT GOWNS - STOCKINGS AND PANTYHOSE
DRESSES - GOWNS - SLIT AND PLEATED SKIRTS - MINISKIRTS - BLOUSES
BEACH SKIRTS - SKATING OUTFITS - BATHING SUITS - SWEATERS - LEOTARDS
MAID'S OUTFITS "MAID" TO ORDER - BAGS AND BELTS - JEANS
WIGS - SHOES AND BOOTS - COSMETICS - BEST BEARD COVER IN THE COUNTRY
JEWELRY - HANDBAGS

OUT OF TOWN? SEND FOR OUR CUSTOM SIZE CHART AND CATALOG SHEETS
WE ACCEPT MASTERCARD AND VISA WITH PLEASURE

JANUS INFORMATION FACILITY

under the direction of Paul A. Walker, Ph.D. provides referrals, pamphlets, reprint material and conducts research.

An advance contribution of \$25.00 or more is requested since the Facility is dependent on private donations and funding.

The Facility welcomes the names of professionals willing to be on our referral list.

Letters from post-operative gender reassignment individuals concerning their adjustment in their new life are welcomed.

Address all correspondence to:
Paul A. Walker, Ph.D.
1952 Union Street
San Francisco, CA 94123

FEELING FEMININE ?

WE SPECIALIZE IN FROM PETITE TO
EXTRA LARGE SIZES FOR TV'S
GLAMOURWEAR IN STOCK -

STILETTO HEELED SHOES, KNEE BOOTS & THIGH
BOOTS - HEELS 3" to 6" - SIZES 3 to 12

CORSETRY, LINGERIE, UNDERWEAR, DRESSES, SKIRTS,
BLOUSES, UNIFORMS, WIGS AND ACCESSORIES
- SIZES to 50" BUST -

ALSO AN OUTSTANDING DRESS & SHOEMAKING SERVICE

SEND FOR OUR COLOR CATALOG - \$3.00

STAGEDOOR - USA

P.O. BOX 1682

KENNER, LA. 70063

(A DIVISION OF STAGEDOOR LTD, LONDON)



Presenting
Mirage Breast Forms.



Do you want removable breasts that look and feel real; move realistically; can be worn braless under the sheerest fashions or lingerie?

As the proud owner of a pair of the last word in "state-of-the-art" manufactured breasts you can have the realistic breasts you've longed for without the danger and expense of female hormones.

The **Mirage Breast**, made especially for the male-to-female TV, is available in B, C or D-cup.

Because these marvelous breasts can adhere to the chest with surgical cement they can be worn **anywhere** with any fashion, regardless of sheerness, **without** a bra.

Body heat transfers to the breast which moves realistically when walking, dancing, jogging, etc. The realistic $\frac{1}{4}$ " projecting nipple and 2" areola add to the realism of these fantastic breasts. The nipple and areola are slightly darker than the silicone filler of the breast and can be visible through light weight fabrics.

You have never seen anything like these breasts. You can go anywhere with confidence that **your's** are the most realistic "man-made" breasts available.

Call (408) 743-3773 or write Martha Ames, POB 61732, Sunnyvale, CA 94088 for an evening or weekend appointment to be fitted for and order your very own pair of **Mirage Breasts**. Mail order is available for those desiring it. Visa and MasterCard accepted.

The Transvestian®

Published monthly by

Tania Volen, Inc.

200 Main Street
Tennent, N.J. 07763-0200

201-363-8500

Annual Subscription:

\$18.00 USA

\$24.00 Canada

\$42.00 Overseas

Transvestian is published by Tania Volen, 200 Main Street, Tennent, New Jersey, 07763-0200. All rights reserved on entire contents. Nothing may be reproduced, in whole or in part without written permission from the publisher. The publisher assumes no responsibility for unsolicited materials. All manuscripts, photos artwork must be accompanied by return postage. The use of models' photos to illustrate features does not imply that the models are in anyway connected with the subject matter. All models are 18 years of age or older.

The TRANSVESTIAN is a registered trademark of Tania Volen, Inc.

WANTED

ARTICLES

fact/fiction - humorous, sad,
informational, etc.

POEMS

DRAWINGS, ILLUSTRATIONS
original or clip-art.

PHOTOS

Individual or group

Send items to: GGA, POB 62283, Sunnyvale,
CA 94088



Alesandra (CA-11)

S	M	T	W	Th	F	S
4	5	6	7	8	9	10
11	12	13	14	15	16	17
18	19	20	21	22	23	24
25	26	27	28	29	30	31



