


FANTASIA FAIR



PARTICIPANTS
GUIDE 1989




WELCOME



NO PART OF THIS BOOK MAY BE REPRODUCED IN ANY FORM OR BY ANY ELECTRONIC OR MECHANICAL MEANS, INCLUDING INFORMATION STORAGE AND RETRIEVAL SYSTEMS, WITHOUT PERMISSION IN WRITING FROM THE HUMAN OUTREACH AND ACHIEVEMENT INSTITUTE: KENMORE STATION, POB 368, BOSTON, MA., 02215

PHOTO'S BY
Mariette Pathy Allen
And Others

OUR COVER GIRLS:
Linda and Cheryl
Photo by: Mariette Pathy Allen



WELCOME






Table of Contents



Table of Contents

WELCOME

PROVINCETOWN CHAMBER OF COMMERCE	ONE
PROVINCETOWN BUSINESS GUILD	TWO
HISTORY OF OUTREACH	THREE
ARIADNE KANE'S WELCOME	FOUR
BETTY ANN'S WELCOME	SIX
FANTASIA FAIR STAFF	SEVEN & EIGHT

PLANNING YOUR FAIR

FAIR TRACK PROGRAMS	NINE & TEN
THE SECRET	ELEVEN
PLANNING YOUR FAIR	TWELVE
WARDROBE PLANNING	THIRTEEN
UNDERNEATH IT ALL	FOURTEEN
10 Big Fashion Question	FIFTEEN
SO, HOW DO I FIND MY "LOOK"?	SIXTEEN
WHAT TO BRING	NINETEEN & TWENTY
COLOR	TWENTY-ONE
BEARD COVER	TWENTY-TWO

GETTING SETTLED

MAP OF ARRIVAL ROUTES	TWENTY-THREE
TRANSPORTATION	TWENTY-FOUR & TWENTY-FIVE
PRE-REGISTRATION	TWENTY-SIX
REGISTRATION STAFF	TWENTY-SEVEN
REGISTRATION	TWENTY-EIGHT
FAIR MANAGEMENT	TWENTY-NINE
HEADQUARTERS LOCATOR	THIRTY
POLICY & PRACTICE I	THIRTY-ONE
PHOTO & VIDEO POLICY	THIRTY-TWO
YOUR HOST PROVINCETOWN	THIRTY-THREE

YOUR HOST & YOUR HOME	THIRTY-FIVE & THIRTY-SIX
YOUR HOSTESSES	THIRTY-SEVEN & THIRTY-EIGHT
ON THE TOWN	THIRTY-NINE & FORTY

PARTNERS PROGRAM

PARTNERS PROGRAM	FORTY-ONE & FORTY-TWO
------------------------	-----------------------

PROFESSIONAL SERVICES

PROFESSIONAL SERVICES	FORTY-THREE
PERSONAL DEVELOPMENT	FORTY-FIVE & FORTY-SIX



WELCOME







Table of Contents



CHARM SCHOOL	FORTY-SEVEN
FASHION & BEAUTY	FORTY-EIGHT
FEM-FASHIONS.....	FIFTY
IMAGE	FIFTY-ONE THRU FIFTY-THREE
L.M. COZZI & ASSOCIATES	FIFTY-FOUR
COSMETIC WORKSHOP	FIFTY-FIVE
WIG SHOP	FIFTY-SIX
SPEECH PROGRAM.....	FIFTY-SEVEN
PROGRAM COUNSELING.....	FIFTY-EIGHT
PHOTOGRAPHY STUDIO	FIFTY-NINE


SCHEDULE

SCHEDULE	SIXTY to SIXTY THREE
----------------	----------------------

EVENTS

RELEASING THE WOMAN WITHIN	SIXTY-FIVE
COCKTAIL PARTY	SIXTY-SIX
ORIENTATION	SIXTY-SEVEN
PARTNER ORIENTATION	SIXTY-EIGHT
ON THE TOWN SEMINAR	SIXTY-NINE
PARTNERS SEMINAR	SEVENTY
BEAUTY FAIR	SEVENTY-ONE
CLOSE ENCOUNTERS	SEVENTY-TWO
LADIES NIGHT	SEVENTY-THREE
BREAKFAST.....	SEVENTY-FOUR
POOL PARTY	SEVENTY-FIVE
CHURCH.....	SEVENTY-SEVEN
CHURCH PROGRAM.....	SEVENTY-EIGHT
WHALE WATCH.....	EIGHTY
TOWN & GOWN DINNER & PROGRAM ...	EIGHTY-ONE & EIGHTY TWO
QUEST FOR FEMININITY	EIGHTY-FOUR
NEW WOMAN SEMINAR.....	EIGHTY-FIVE
MODELING SEMINAR	EIGHTY-SIX

ELECTR	
ELECTROLYSIS SEMINAR	EIGHTY-SEVEN
FASHION SHOW	EIGHTY-NINE & NINETY
FASHION PHOTOGRAPHY	NINETY-ONE
ON STAGE LIVE SEMINAR	NINETY-TWO
WOMEN AT WORK SEMINAR	NINETY-THREE
OUTREACH BANQUET	NINETY-FOUR
SEX VS GENDER	NINETY-SIX



WELCOME







Table of Contents



LESBIANISM SEMINAR	NINETY-SEVEN
TRANSGENDER SEMINAR	NINETY-EIGHT
PROFESSIONALS VIEW CD'S SEMINAR	NINETY-NINE
FAN/FAIR FOLLIES	ONE HUNDRED
FAN/FAIR FOLLIES	ONE HUNDRED ONE
APRES FOLLIES PARTY	ONE HUNDRED TWO
WELCOME TO EN FEMME WEEKEND	ONE HUNDRED THREE
HEALTH SEMINAR	ONE HUNDRED FOUR
F TO M CD	ONE HUNDRED FIVE
LEGAL SEMINAR	ONE HUNDRED SIX
KITE-FLY PICNIC	ONE HUNDRED SEVEN
FANTASY BALL	ONE HUNDRED EIGHT
VIDEO PARTY	ONE HUNDRED NINE
TRANSSEXUAL SURGERY	ONE HUNDRED TEN
THROUGH THE LOOKING GLASS	ONE HUNDRED ELEVEN
WOMANRAFT SEMINAR	ONE HUNDRED TWELVE
CLOSE ENCOUNTERS	ONE HUNDRED THIRTEEN
FASHION FAIR	ONE HUNDRED FOURTEEN
AWARDS PROGRAM	ONE HUNDRED FIFTEEN & SIXTEEN
1988 AWARDS	ONE HUNDRED SEVENTEEN
RECOGNITION	ONE HUNDRED EIGHTEEN

Basil's in Provincetown




*When is the last time you had dinner at Basil's?
Why not try the all new Basil's under new ownership!*

350 Bradford Street Provincetown 487-3368




WELCOME





PROVINCETOWN




WELCOME TO PROVINCETOWN.



This is Fantasia Fair's fourteenth year in Provincetown. As we're gotten to know each other better we've gotten to like you more. Provincetown has a long history of "live and let live".

People of very diverse backgrounds and temperaments have long coexisted comfortably on our historic shoreline. Portuguese fishermen, their families, TV, TG, TS...all are welcome here by the people who live in this unique Cape-tip environment.

Hal Goodstein, President
Chamber of Commerce
Provincetown



WELCOME





PROVINCETOWN



WELCOME TO PROVINCETOWN


Provincetown, with its unique setting and diversified life-styles has long been regarded as a community where all are made to feel welcome.

The Provincetown Business Guild extends a heartfelt welcome to the members of Fantasia Fair. We hope you will enjoy our fine shops, our delectable restaurants, and our hospitality. The Guild wishes you continued success and enjoyment in Provincetown.


Sincerely,

FOR THE BOARD OF DIRECTORS

Philippe D'Auteuil
President



WELCOME





OUTREACH INSTITUTE



THE FAIR AND THE OUTREACH INSTITUTE

In 1974 members from a Boston group, called the Cherrystone, noted that a west coast event called DREAM had successfully broken away from the traditional local weekend get-away and national organizational "city tours" to create a delightful week-long charm and fashion school for its participants.


By the Spring of 1975 this little planning group quickly realized that a replica of Dream on the east coast might not be a real service to the crossdressing community. There was a need for a different kind of event. Their model steered away from Dream's charming girl's school towards the evolution of a kind of "community college" where the attendees would not only learn the essentials of a fashion beauty course, there would be "extra-curricular" activities and workshops and seminars covering the broader aspects of cross-dressing and the cross-dressing community itself.

As this new event called FANTASIA FAIR evolved through trial and error it was learned that the workshops and seminars portion of the Fair could be expensive. It was decided that they should be put on a "pay as you go" basis for those who wanted them, rather than paid from the general revenue of the Fair. In fact, the founders (who had "loaned" \$2,000 for the first Fair in 1975); have, from time to time, continued to underwrite the Fair and the Outreach until the Founders Debt now is over \$9,000.


Historically, the earnings (after debt payments) from local or national group events usually went to the sponsors (for personal use) or to the group (to support the group's general social schedule and the like).

Again the leaders of this new event broke from the past and began to think how such funds could help the cross-dressing community as a whole. At that time, and today, the greatest problem faced by individuals was the general lack of understanding on the part of doctors, educators, therapists and counselors, and lawyers about the various aspects of cross-dressing. This meant that there was a need for an organization which would help these professionals; while, at the same time help individual crossdressers find professionals who wanted to help rather than "pass judgments".

As a result of their foresight we now have the Human Outreach and Achievement Institute, which is the only nationally-oriented nonprofit organized solely for these purposes. The Outreach Institute's program is carried out through seminars and workshops conducted in an academic environment or at a professional conference. Currently, the Institute's professional educational services are based in New England, and its direct services to the cross-dressing community (such as Fantasia Fair) are provided from offices in Alexandria, Virginia.



WELCOME





OUTREACH INSTITUTE



Dear Fan/Fair Sister

WELCOME to the fifteenth consecutive FANTASIA FAIR, organized by the Outreach Institute, for the crossdressing community.

The Fair brings crossdressers from North America, Europe and the Orient to the friendly environment of Provincetown. Together, newcomers and returning participants share the joy and pleasure of crossdressing and explore aspects of a crossgender lifestyle, without the burden of guilt and fear.

Over the years friendships are made and sustained by participants long after the memory of their

Fair experience. This and the desire to help other CDs, has allowed for the flowering of the 'Fan/Fair' community. Each member of this community carries the Fair spirit back to her home town and shares highlights of this unique experience with her sisters in the local region.


To the newcomer at Fantasia Fair 1989, we invite you to plan for a most rewarding experience. To the returning participant, we're glad you're back with us and hope that your involvement will further your goals for personal development, by helping your new sisters.

This PARTICIPANT'S GUIDE provides details about the variety of programs at the Fair and is designed to help you plan your week in Provincetown. As you read the pages, note the pictures of each program Coordinator and the important contribution each makes, bear in mind that these sisters and all of the Fair staff have voluntarily given of their valuable time, to serve you, the participant.

In all aspects of life, what you receive depends, in large measure, on what you willingly give. So as you complete the Pre-Registration Application, please be generous with your time and talent.

Again, Welcome to Fantasia Fair 1989
Warmly,

Ariadne Kane, Executive Director
Human Outreach & Achievement Institute



WELCOME



FOUR

THE ADVOCATE

EXTRA!!! THE ADVOCATE **EXTRA!!!**

Fantasia Fair

1989



Provincetown's Hometown Newspaper Since 1869

- NEWS • ARTS • EVENTS
- LOCAL ADVERTISING
 - FOOD & DRINK
 - LOTS MORE!

Subscriptions and
Advertising information

Call 487-1170

Published every Thursday Year Round

Enjoy a vacation

without
commercial interruptions

 **WOMR**
Outermost
Community Radio
on Cape Cod **91.9 fm** 95.9 fm on
American Cable

Featuring the best in
folk, classical, jazz, rock—plus
public affairs programming

Serving THE GAY COMMUNITY for
OVER 30 YEARS in the center of Town.

Town House

RESTAURANT & GALLERIA BAR
Serving Breakfast, Lunch and
Dinner Daily

ENTERTAINMENT
NIGHTLY



Adjacent to Town Parking Lot
OPEN YEAR 'ROUND FOR YOUR DINING
PLEASURE
(508) 487-0292



FANTASIA FAIR



DEAR HEARTS AND GENTLE PERSONS,
WELCOME TO FANTASIA FAIR 1989!

Fantasia Fair is actually three events: FANTASIA FAIR (Oct. 13-22), RELEASING THE WOMAN WITHIN WEEKEND (Oct. 13-15) and FUN EN FEMME WEEKEND (Oct. 20-22). We have done our best to make each event an EXPERIENCE TO REMEMBER...

As you read through these pages one very important fact should emerge in your lovely head; FANTASIA FAIR IS A LABOR OF LOVE FOR A LOT OF US.

Welcome to old friends returning to Provincetown for the 15th Annual Fair. And welcome to new friends attending their first Fair. This *Guide* offers facts, maps, lists, and suggestions all designed to make your Fair a success. Each event, activity, service, and feature of Fantasia Fair reflects the work of the persons profiled in these pages. This *Participants Guide* is a medium to provide information for Fair-goers and to provide recognition to those who make the Fair possible.

In developing this *Guide* I tried to design it so that the novice cross-dresser will be able to plan for HER FAIR. So...to some of you the information about planning YOUR Fair might be a bit elementary. But, since I remember how uncertain I felt in preparing for my first fair fourteen years ago, I have included all sorts of ideas for the beginner going to her first Fair.

Fantasia Fair is a living experience and each year it changes, as we have tried to improve the quality of programming by introducing new programs and by modifying old ones. Even if you have been to previous Fairs, I strongly suggest that you take the time to read this *Participants Guide*, in order that you may see what changes have been made. The new programs are: 1). *The Pool Party* (page 75); 2). *Jim Bridges' Cosmetic Workshop* (page 55); 3). *The Close Encounters Workshops* (page 72 & 113); 4). *The Partners Luncheon Seminar* will be conducted by Dr. Peggy Rudd who wrote *My Husband Wears My Clothes* (page 70); 5). *The Special Guest Seminar* will be on "*Through the Looking Glass: Reflections or Distortions*" by Dr. Richard F. Docter (page 111); 6). *Jim Bridges' Wig Boutique* (page 56); 7). *because of the size of this year's Fair and the lack of "large" restaurants we are running three parallel seminars almost every day. Since almost all of these seminar meals are a part of your Fair package your choice is on a "first come, first served" basis; so sign-up early. We are still evaluating a seminar service charge of \$3/seminar to cover honorariums for certain speakers and reservations.*

Please note that some events have an additional charge for reasons stated on page , in that they are of interest to only certain Fair-goers or they are presented by professionals who are reimbursed in part for their services. We do not believe that the many should pay for the few. Best wishes, from your sister.

.LOVE, Betty Ann Lind



WELCOME





FANTASIA FAIR



MAXINE - VIDEO




TONI - ADVERTISING

ADMINISTRATIVE STAFF

COORDINATOR	BETTY ANN
ASST. COORDINATOR	CHERYL
FANTASIA FAIR DAILY	JAMIE
REGISTRAR	SHEILA
ASSISTANT REGISTRAR	GERRI
ASSISTANT REGISTRAR	ALISON
ASSISTANT REGISTRAR	JEAN
VIDEO	MAXINE
AUDIO	TONI
ASSISTANT AUDIO	CARMEN
PHOTOGRAPHER	MARIETTE
ASS'T PHOTOGRAPHER	WENDI
ADVERTISING	TONI
ASS'T. ADVERTISING	JANE
STAFF SUPPORT	HELEN
PERSONNEL	IRENE
SEMINAR COORD.	ROBIN

15th Annual FANTASIA FAIR



WELCOME





FANTASIA FAIR



Helen - Staff Support



Carmen - Ass't Audio




Cheryl - Ass't Coordinator



Robin
Seminar Program
Coordinator




Jamie - Fair Newsletter




WELCOME





FAIR TRACK PROGRAMS



"Life is like a banquet table, but most people don't know it, so they starve themselves to death." Mame Dennis, paraphrased from AUNTY MAME, by Patrick Dennis.

Before you begin the process of planning Your Fair you should carefully read through this Fantasia Fair *Participants Guide* in order that you can consider the full scope of activities and programs available to you. You will note that the "SCHEDULE" (pages 60 to 63) is designed to optimize your chances to participate in the Fair to the fullest while still having time to tour the scenes at Provincetown, as well as availing yourself of the various technical professional support services we offer.

Fantasia Fair is a TOTALITY. YOUR FAIR is determined by what you select to do during the Fair. Over the years we have discovered that an active participant who "does it all" not only "gets her money's worth", she also has a great time!

The Fair is highly programmed with Major & Minor Events, Activities, Seminars, and Workshops. Its core, or BASIC FAIR package, of Activities, Seminars, and Workshops are included as a part of your general registration fees for the Fair (PART A). By in large, this part of the Fair is fairly constant year after year. Some are OPTIONS (PART B), which are selected and paid for by you, because they are keyed to your particular needs, and they may vary from year to year depending upon the professional staff available.

The Fair is organized in TRACKS, like a professional conference. So you must pick and choose to create YOUR OWN FAIR.

The FASHION & BEAUTY TRACK is organized so that the Participant (or Partner) can complete the basics of a CHARM SCHOOL during the Fair. (See: Page 47) The Fashion & Beauty Workshop is included in the basic package as are the key seminars of a). Modeling Techniques (page 86), and b). Fashion Photography (page 92), and the two separate weekend workshops: Beauty Fair (page 71), and Fashion Fair (page 114). The currently planned OPTIONS include: Color Analysis (page 54), Your Ideal Silhouette (page 54), Cosmetic Work-shop (page 55), and many more.

Most crossdressers are interested in the GENDER LIFESTYLE TRACK which is prepaid as a part of the BASIC Fair. It consists of several planned luncheon seminars: (There may be a \$3/Seminar registration fee to cover honorariums and ticket reservations to limit size, but meal is included.)

TRACKS

A mix of things to do

Organized by a major theme:

- I. Fashion & Beauty
- II. Gender Lifestyles
- III. Health & Legal
- IV. Personal Development
- V. Crossdressing Issues
- VI. Speech & Voice
- VII. Events & Activities

YOU CREATE YOUR FAIR



PLANNING YOUR FAIR





FAIR TRACK PROGRAMS



The planned seminars for the GENDER LIFESTYLE TRACK are:

- a. Women At Work (page 93)
- b. Womancraft (page 112)
- b. M-F Transexual (page 85)
- c. F-M Crossdressing (page 105)
- d. Transgender (page 98)
- e. Lesbiansim (page 97)
- f. FI on Stage (page 92).

The HEALTH & LEGAL TRACK has four basic seminars which are included in the Fair package:

- a. Electrolysis (page 87)
- b. Female Health (page 104)
- c. TS Surgery (page 110)
- d. Legal Aspects of Crossdressing (page 106)

As an OPTION we are currently negotiating for a unique workshop consisting of a physical for those crossdressers who may have avoided one for security or modesty reasons or they seek a progress report. In all likelihood this physical examination will be arranged on a one to one basis between the physician and the Participant.

The PERSONAL & SOCIAL DEVELOPMENT TRACK deals with your personal needs. The BASIC portion of this track includes: a). On The Town Luncheon Seminar (page 69) b). Close Encounters Workshop I (page 72), and c). Close Encounters Workshop II (page 113). The OPTIONS include: a). Special Guest Seminar, Dr. Docter, "Through The Looking Glass: Reflections or Distortions?" (page 111); b). Personal Development I-Self (page 45); c). Personal Development II- Relationships (page 45); d). The Quest For A Feminine Personality Workshop (page 84); and e) The Sex vs Gender Workshop (page 96).

The CROSSDRESSING ISSUES TRACK is basically the focus of two Major Events: The Town and Gown Program (page 82), and the Outreach Institute Banquet (page 94). We are also planning a luncheon seminar on the Professional Views of Crossdressing (page 99).

Sociologists and other professionals interested in our Culture are just beginning to discover that men and women speak with different sounding voices and there actually exists in English (as in most languages) a complex gender based difference in the way the two talk to each other and within their own gender. The SPEECH AND VOICE TRACK is provided as an OPTION with a professional therapist. (Page 57).

THE MAJOR & MINOR EVENTS AND ACTIVITIES TRACK completes the Fair with pure activity and FUN, FUN, FUN!



PLANNING YOUR FAIR





THE SECRET



THE SECRET TO THE *BEST DRESSED AWARD* IS PLANNING:

Of course, as a woman you will want to "plan your Fair" in terms of your personal wardrobe requirements and what to bring. In the next few pages we shall discuss these matters as well as provide an insight into what you can expect.

There is a secret which has helped at least four participants to win the *BEST DRESSED AWARD* at the Fair:

1. Divide the day at the Fair into two major periods; a. Morning/Afternoon, and b. Night.
2. The Morning/Afternoon Period is for casual, career woman, or related type clothes. (A few years ago Provincetown was filled with women in "jeans and tops"; but in recent years women in town and tourist women have moved back to a dressier skirt look. Townie "feminists" wear their skirts to the base of calf.)
3. Your Night wardrobe should be keyed to the major events, (i.e. Cocktail Parties, Dinners, Fashion Show, Follies, and Fantasy Ball), and your participation in these events; and,
4. Draw up a chart prior to the Fair: a.) citing each day, horizontally across the top of the page, b.) below each day have a space for your Morning/Afternoon selection for clothes and related accessories, and a similar space below this to cite your Night fashions; and , c) remember that if you "mix & match" this will allow you to use just a few outfits in such a way that you will appear to never wear the same thing twice (i.e. two suits which can exchange skirts and jackets will give you four separate Morning/Afternoon outfits, while additional "matching" skirts and blouses or sweaters can extend the wardrobe into multiples of the basic pair of suits).



PLANNING YOUR FAIR





PLANNING YOUR FAIR



Looking good is more important than we like to admit and its effects start early. Even among children between the ages of four to six, according to Psychology Today, the good looking children were the most popular and even thought to be more intelligent by their teachers, although the facts were not always substantiated by the kids' own IQ's.

It might be stretching it a bit far to say that these children's clothes played more than a minor part in the impressions they made on their peers and teachers. But as we grow up, clothes become an increasingly important barometer of success. They are the instant impression-makers when you first meet a prospective mate, a business client or a new acquaintance. What you can realistically expect of clothes today is not only that they succeed for you in terms of being attractive, easy-to-wear and very adaptable to different events and seasons, but that they actually add to your social and/or professional success. Attractive (tall women) people, as pointed out in this same report, come out ahead on all counts in several behavioral studies. Most experts in the field would agree that how a person dresses influences almost anyone's judgement, if only unconsciously, of just how "attractive" she is or is not. The attractive people studied were thought to be "kinder, stronger, more interesting, poised, modest, sociable, outgoing and sexier than the unattractive people studied. The good-lookers were expected to get prestigious jobs, make good husbands or wives and have happy marriages," concluded the researchers. Empirical evidence also indicates that "crossdressers" who attempt a too drab "androgynous" look (through an attempt to minimize make-up) and those who dress at the other extreme of "high drag" both are more likely to be in trouble with the public. This public viewpoint is held by both the straight and the gay community; and, therefore, it is very important that a crossdresser display the good taste and judgement of a well groomed woman.

It is important, then, to make sure you are getting the full success potential from your clothes. But you know as well, as we do, that a look with super success potential for one woman can be a disaster for another. You have to pinpoint the personal success factors for you, and that is exactly what the ten questions (on page 15) can help you to do. Before you make any new purchases, ask yourself these questions. If you can answer yes to all of them, you'll get the most from your clothes and spend your money effectively. If you have to admit even one or two no's, pass up the purchase and look for something else. But, before you decide on any purchase for yourself, be sure to check them out individually with our ten questions.



PLANNING YOUR FAIR





WARDROBE PLANNING



Contrary to popular belief good-looking clothes need not be expensive. National department store catalogues that cater to the mass market are less likely to get caught up in a "fad" since a wrong mass-buying decision on their part can lead to a financial disaster. Unlike expensive designer fashions, which are cut often with narrow seams from tight patterns, catalogue clothes are usually designed, sized, and cut to patterns more tolerant to the figure so that there will be fewer returns.

Turning to the size chart in your catalogue(s) you should note your height in inches on your note pad, and then check to see from the charts whether you fall within the height ranges of Juniors & Misses (63" to 64" average/67" to 72" tall) OR Womens' & Half Sizes (72" to 67 1/2" tall/67" to 64" average). On the average the catalogue charts have a body trunk to leg inseam length ratio which creates the image of a woman having longer legs and a shorter body trunk than a man. The magic number is about 4". Therefore, a man would have to be over 71" tall before he starts looking in the Tall Size selections, and if he is less than 67" tall he should seriously think about looking at the Short Sizes or Half Sizes (especially if his inseam is less than 30"). As noted in our discussion on "Underneath It All!" on the following page your measurements should be made over the feminine shape achieved with your foundation and related padding.


Next, select a very simple inexpensive "shirtwaist" style dress. Order this dress only and try it on for a test of your basic size. If it doesn't fit, return it and order a different size, women do this all the time. (Sears has a Half Size catalogue which offers shoes. Order a "cheap" CLOSED TOE pump by guide in catalogue to get proper fit. Mens' and womens' shoes are not the same basic size, a man's foot is WIDER; therefore, order at least a size wider than your mens' shoe before you increase your shoe length.)

Using the "mix & match" approach, and the four steps discussed on page 11 you should come up with a fair idea as to the wardrobe you may need for the Fair. Remember that the mix and match approach is based upon determining how "few" clothes you will require.

Just as a wig should approximate the color of your natural hair, your first woman's suit should be in a color that looks best on you as a man. (Surprise!) Then your "mix and match" clothes should blend with that suit as should your accessories. On pages 19 & 20 we shall provide more ideas on what you should bring.



PLANNING YOUR FAIR





UNDERNEATH IT ALL



Before you spend one dime on clothes it is critical that you acquire a good national department store catalogue such as provided by Sears, Penney's, or Lane Bryant. The catalogue you select should include the waist measurements for women in the various size charts, for this will be a key measurement for your personal evaluation.

The key rule of thumb for measuring the size for foundation garments is that when you measure (a) under-bust (the line on top of your folded arms extended about your body so that your "breasts" will rest comfortably "within" your arms), (b) waist (a point measuring the trunk approximately at its "narrowest" which is just below an imaginary line drawn from base of elbow to base of elbow when your arms are folded to measure your under bust), (c) hips (the fullest measurement of your lower trunk including your derriere) : **YOU SELECT THE LARGEST OF THE THREE MEASUREMENTS TO DETERMINE YOUR SIZE ON THE CHART.**

Read carefully the instructions on determining the difference between your underbust, bust(usually underbust + cup size), and bra sizes (usually 5" added to your underbust measurement). A woman's dress size is determined by bust; her lingerie and foundation garments are calculated in terms of bra size. Also, if you are not matronly avoid a cup size larger than C (slightly B is average in terms of body shape image). Bust cup padding is shape, not "jiggle". Expensive breast form cups should be properly fitted; not purchased by catalogue.

Although the "classic" hip to waist ratio is that the hips are 10" inches larger; foundations are usually calculated at about 2" larger than bra size for a hip size. In order to fill out the hips it may be necessary to acquire a padded girdle ("phantom panty") or similar padding.

Your first undergarment purchase should consist of a high waisted (panty styled) girdle, long line bra, and a tailored slip. The bra and panty girdle should be made of a "stretch" fabric, and the slip should be plain. The girdle is worn over the "phantom panty" (hence its name) so that the padding is not lumpy. Through this simple combination with proper padding your basic feminine shape should emerge. The smooth lines of the slip should conceal the fact that you are wearing a foundation. The outline of a woman's foundation garments should not show through her clothes if she is a lady of quality, nor should she have "bulges" created by foundation garments which are too tight.

PROPER UNDERGARMENTS CREATE THE SMOOTH FEMININE SHAPE.



PLANNING YOUR FAIR





10 Big Fashion Question



As you plan your wardrobe for the Fair it is important that you ask the following questions in context of the Fair's activities for each individual day in order to look appropriately your best.

1. Can this look play enough roles to keep up with all the different ones I have to fill? For example, can it move from the office to a casual date, and further into a dressy look with the right change of accessories? If it can't, can I afford the luxury of its limitations?
2. Does it work in style and color with other pieces in my wardrobe - jackets, coats, shoes, etc.?
3. Can I wear it without spending an inordinate amount to accessorize it? In other words, is it one of those looks that needs its own special dressing from shoes, jewelry and bag to the coat that goes over it; or can it team up smashingly with the shoes and other pieces I already have?
4. Is the color right with my skin and hair tones?
5. Is the fabric not only right for the climate I live in but can it adapt to others when I travel (through fair and foul weather)? Also, can it cross at least three seasons?
6. Can it take my kind of life, getting in and out of commuter trains, bending down to reach small children or lifting them up, moving from a drafty TV studio to a conference table or whatever my every-day activity needs are?
7. Do I feel comfortable in it psychologically -- is the style too conservative or too trendy for me? Is it ME?
8. Is it well made enough to last more than a few wearings without splitting seams or stretching out of shape?
9. Is it worth the money? (Think of the use you'll get from it, not the actual price tag -- plus its seasonal flexibility, its role-playing capacities, and its lasting or staying-power again.)
10. FINALLY, MOST IMPORTANTLY: DO I LOOK GREAT IN IT!



PLANNING YOUR FAIR





SO, HOW DO I FIND MY "LOOK"?



At Fantasia Fair you will notice many different styles of dress. As Mrs Baskin told Mrs Robbins: "Thank goodness, not everyone likes vanilla!" Over the years I have seen the following styles or "looks":

The Cincinnati Club Woman

Flowered hats, flowered dresses, flowered underwear, a full slip and little white gloves. This is sometimes referred to as the Mother-In-Law look.

The Dolly Parton

Lots of hair, skin tight clothes and an ample bust line because nobody looks below the waist.

The Twiggy

No bust, no hips, no hair, no nothing! This look is especially appealing to victims of anorexia nervosa.

The Madonna

Underwear is where it's at! Frilly, lacey stuff. Longlines or strapless with little bows and flowers and make sure it all shows. It helps if you have unlimited credit at Frederick's of Hollywood or Victoria's Secret.

The Marilyn Monroe

Loose fitting halter tops and free flowing skirts with no slips. But, remember, there are no subway grates in Provincetown.

The Alice-In-Wonderland

Pinafores, jumpers and little white blouses with puffy sleeves. This little girl look also requires white socks and patent leather shoes, that reflect up.

The Jane Fonda

Stretch tights and danceskins with ballet slippers and leg warmers. It helps here if you are under 25 and never went to Notre Dame on a football scholarship.

The Tina Turner

Spiked hair and spiked shoes. Great legs and short, short skirts preferably leather. Great for discos in Provincetown and kite flying.

The Alexis-Joan Collins

Designer clothes; floor length with plenty of gold, silver, sequins and jewels. A favorite of the party crowd. It helps if you need no underwear and have a mean disposition.

The Boy George

The emphasis is on make-up; white skin, pink and purple eye shadow with well-defined lips. Over processed hair cut off. Capes, Caftans and Kimonos round out the androgynous look.

The Bag Lady

The best from Filene's Basement, Amvets or the Salvation Army carefully packed in a matched set of brown paper "tote" bags from the A&P.



Somewhere in these "looks" lies the real you! _



**PAT
SHULTZ**
Associates
REAL ESTATE BROKERS

LENORE ROSS
HAZEL WARNER
SUSAN J. DAVIS

(508) 487-9550
406 COMMERCIAL STREET
PROVINCETOWN, MA 02657

SCOTTI'S FLORIST

Standish Street
Provincetown, Mass 02657

Telephone
487-4226



Come By and Say
Hello!
Ask About Our
Serenity Season
House Parties —

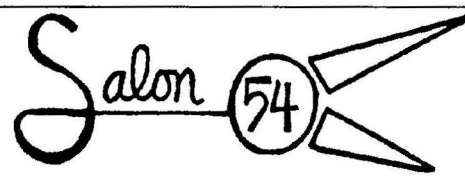
44 Commercial Street
Provincetown, MA 02657
508-487-9555

Your Hosts
Dick 'n Bill
Brochure Available

designs in leather



SUE HARRISON
320 Commercial St.
Provincetown, MA 02657
Est. 1970 487-9885 487-0403



54 Bradford St.
Provincetown, MA 02657
487-HAIR



Framer & Director Carol Taylor
(508) 487-9162
7 Freeman St. Provincetown MA 02657

Asheton House
GUESTS

3 Cook Street
Provincetown, MA 02657
508-487-9966


Host
Jim Bayard

A warm Welcome to
Fantasia Fair
from
**Hargood
House**

ANGELS' LANDING

353-355 Commerical St.
Provincetown, MA 02657

- Unique Apt. & Studios
- Sun deck on the water
- On private beach
- Authentic early P-town decor
- Beautiful flowers by the sea
- Private, yet center of town
- All directly on bay overlooking the Cape's most picturesque harbor
- Hcated
- Near-by parking



BROCHURES AND RATES AVAILA BLE ON REQUEST

Phone: Provincetown 508-457-1600



WHAT TO BRING



If you arrive alone in a packed station wagon towing a U-Haul, chances are you brought too much. However, as most returning Fair-goers will attest, P-town weather is unpredictable, so it is best to be prepared. Also, if you are anything like the rest of us, you are likely to forget something and discover that little seaside resort P-town doesn't have it; so, here are a few reminders and suggestions in addition to what you already plan to bring.

THE SWEDISH AMERICAN PRINCESS

Betty Ann, our coordinator, packs for the Fair as if she plans to move to Provincetown. Clothes from her wardrobe have helped four Best Dressed Award winners to survive. When she first came to the Fair it looked like an African safari had arrived. She had even brought a dress rack, just to be safe!

Over the years she developed the Day & Night worksheet described in "The Secret" (page 11). And she now uses the color theme approach to mix & match, i.e. she sticks to one main color (page 21) for her Fall wardrobe (black, brown, or burgundy). Thus, if the theme is "brown": only the mix and match items which interchange with brown are brought, and such things as black and burgundy shoes (etc.) are left home along with their theme wardrobes. If YOU are planning a wardrobe, start with a single color theme and save money by sticking to it!

She then uses the Day & Night sheet to "package" each outfit (to include accessories and lingerie) to be certain that are clean and neat, free of tears, and FIT.

Betty Ann makes 3x5 card lists of what she needs to support the theme wardrobe, and her Fair plans. Using these cards the following "kits" are packed usually in plastic boxes or shoe boxes to keep everything contained:

Clothes Care w/sewing kit.

Hair/Wig Care

Skin Care

Make-up with cape

Bath care with shower cap

Shoe Care

Jewelry Box

Writing Stationery

She packs a battery radio, tape recorder (for Speech Class practice and rehearsing her Follies Act), a travel iron, and a portable lighted mirror. These items she includes a paper towel roll, flashlight, tissues, music tapes, and: **ALL THE MATERIALS MAILED TO HER ABOUT THE FAIR SUCH AS THIS GUIDE.**



PLANNING YOUR FAIR





WHAT TO BRING



Her basic wardrobe (which is larger than you might need) consists of:

- 1 Rain Storm Coat with Hood
- 1 Car Coat or Long Fall Coat
- 1 Umbrella
- 2 Handbags & An Evening Clutch
- 1 Dressy Shawl or Stole for Cocktail Parties, etc.
- 3 Mix & Match Suits (with skirts/slacks)
- 3 Matching Skirts
- 6 Blouses
- 2 "After 5" Dresses for parties and dinners
- 1 Formal Evening Gown for Awards Banquet
- 6 Pairs of Shoes (Sneaker, walking, evening, etc.)
- 3 Nightgown Peignoir Sets for PJ Party
- 1 Pair of bathroom slippers
- 4 Foundation and Slip sets (and what goes in them).
- 4 Panty Hose
- 1 Costume for the Fantasy Ball
- 1 Leotard/Tights Set
- (For Fashion Beauty Exercise Session - or maybe some loose clothes.)
- 2 Wigs, with 1 wig block.
- 1 Male self emergency suit of clothes, etc.


A general "notions" box with panties, scarfs, a roll of twine, transparent tape, gloves, rain bonnet, and the last minute items completes her war kit.

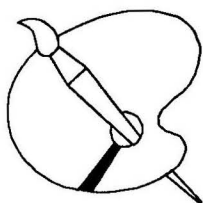
THE GYPSY PRINCESS

Every woman who travels has to think like a Gypsy Princess knowing that she will undoubtedly have to lug her own luggage and since she must travel light and fast she must make every item she packs serve in as many combinations as possible. She knows that jewelry, scarfs, belts, and imagination can turn a simple blouse & skirt into several different looks. When you plan what to bring to the Fair think about the Gypsy Princess and what she might bring.

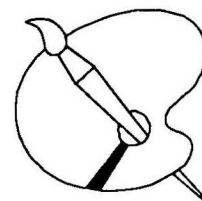


PLANNING YOUR FAIR





COLOR



In 1950 Robert Dorr revised the basic color charts used in the old technicolor process (which was fading with age) to fit the requirements needed by new motion picture film color technology. The new technology opened the spectrum definitions used previously and revealed that there were "warm" (rose-pink) and "cold" (peach-pink) colors. These "new" colors defined, not only the image (or color ambience) presented by the motion picture set, the clash of colors between hair, make-up, and costume to the point where the actress might look beautiful to the naked eye but dreadful to the camera's eye. Dorr's new color technology also revealed that individuals were keyed to either "warm" or "cold" colors and if they blended the two in any way the results would age the individual by creating a mask, or thick make-up, effect. In short, regardless of race we are born with hair, skin, and eye color which are all together either in a warm or cold color.

This means that if you have your hair dyed in a warm hair color and you are a cold color type, you will not only look older, you will look simply dreadful. And the same impact will happen if you buy a dress in the wrong color type, or use the wrong color make-up, or wig.

In essence, Dorr's color technology was kept a secret from the general public until it was included in a textbook on Cosmetology in 1976 and later refined into four "seasonal" colors by Carole Jackson in Color Me Beautiful.

Unfortunately, it is not easy for the average individual to determine their own "season" because we live in a world of artificial light, and the average male is slightly color blind (to make it easier for the brain to track moving targets). Dorr's simple technique to delineate "cold" from "warm" involved two steps: 1) in broad daylight, before a mirror, 2) take a large bright orange (basic artist's spectrum) scarf and place it about your neck. If you age you are a "warm" color. Dorr also provided a color key for movie technicians to use because the "simple" technique is subject to human errors. Another technique to detect your correct color is shown on the next page in "Beard Cover". However, this is also subject to human error because the wrong beard cover can create a masking effect to block out the correct color for you.

What this means is that you should use a color consultant, who is female, to advise you as to your correct color type. This is why we have members on our professional staff who can help you find your correct color.



PLANNING YOUR FAIR





BEARD COVER



Attached to the shaft of each human hair is a tiny muscle which contracts in response to hot water and thereby brings the hair erect so that a barber can give a close shave. This process opens the pores, so after shaving use cool water to wash the face off. Next use a light moisture lotion to prepare the face for make-up. **WHENEVER** you use a lotion, make-up, or any skin product remember that the most popular "drug store" Name Brands are: 1). cheaper; 2). subjected to generally tougher quality control checks than "expensive brands" due to the company's greater mass market exposure to suit; and 3). usually chemical clones to the "expensive brand".

Regardless of race, there are two basic under skin pigmentation tones; 1). **rose-pink** with a bluish pigmentation; and, 2). **peach-pink** with a yellowish pigmentation. Beard, hair, and eye color all can be divided by this same color tone factor. The *Eight Minute Make-Over & Color Me Beautiful* are based upon this secret discovered by Robert Dorr in 1950. Since then we have learned that a pastel green will neutralize rose-pink pigmentation and pastel purple will do the same to peach-pink.* Thus a light appropriate color application (eyeshadow) under your foundation can cut beard shadow. Since most of us have the rose-pink pigmentation; Hollywood make-up artists (in trying to cover the male beard) have discovered that an orange-red blush tone usually called "sunburn" by various manufacturers (because of its coloration on our skin) can effectively block most heavy beards where the use of white cover can actually bring out a **BLUE** beard.

Once you have applied the "color" to conceal the beard the next step is to select a foundation to neutralize that color so that the beard area has the same general hue as the face. There is a line of concealer products offered by several manufacturers (Recover, Cover Mark, Diminish) which are designed to: a). "breathe" in hot weather; b). be waterproof; and c). cover scars, tattoos, and other serious skin blemish problems. Usually the term "rose" or "pink" means the product will blend into the rose-pink pigmented skin, while the others "light", "medium", "brunette" will compliment the peach-pink pigmentation. Rose-pink on peach-pink skin turns it mask orange-toned, peach-pink on rose-pink turns the skin to a white paste mask-like shade.

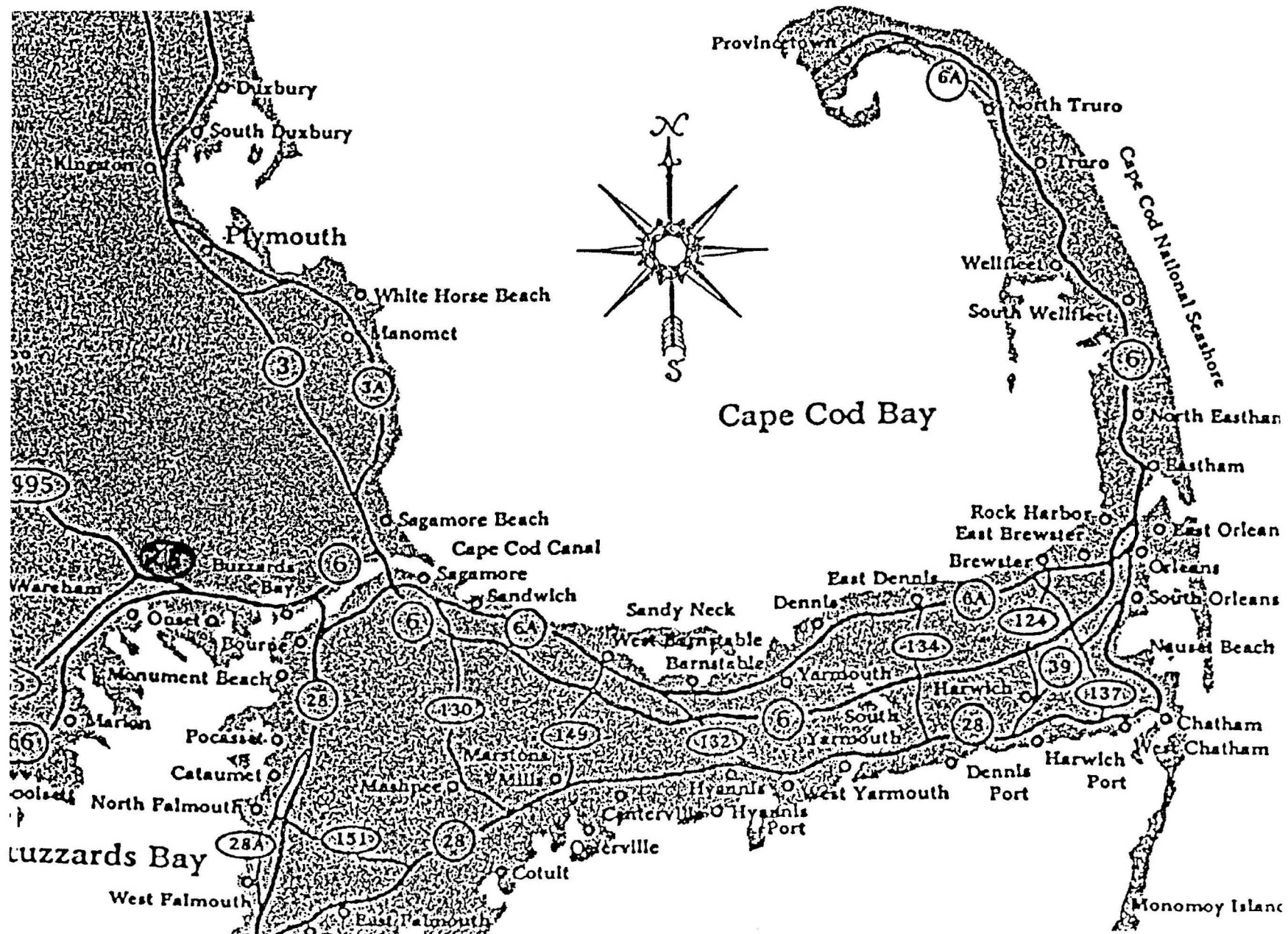
Use the concealer product over the color (pat in, **don't rub off**) applied to the beard area. Practice until the blend with your natural skin is right. Use daylight bulbs, and work towards using just enough cover to conceal. Then apply a regular foundation and your make-up.


*ESTEE LAUDER sells a "Color Primer" as "Under Cover" in these shades to be worn under a foundation.



PLANNING YOUR FAIR







TRANSPORTATION



HOW TO GET TO PROVINCETOWN

By Car From Boston

Take Rt. 3 south to Cape Cod. Cross the Sagamore Bridge to Rt. 6, and continue on 6 All the way to P-town. (NOTE: Don't be confused by Routes 6 East and West. These run next to the canal, and you should not use them.)

By Car From The West

Take the Mass Pike to I-495 South (at Westborough). Take I-495 to Rt. 25 South (just past Raynham). Get on Route 6 East and follow it to the Sagamore Bridge. Then follow Route 6 to Provincetown.

By Car From The south

Take I-95 to Providence, then I-195 to Route 25 South (near Wareham). The super highway ends very quickly. Get on Route 6 East and follow it to the Sagamore Bridge. Then follow Route 6 to P-town.

By Plane

Fly to Logan Airport in Boston. Contact PAC AIR for flight times and reservations to P'town. PAC AIR is at the Logan Airport in Terminal B, near American Airlines. Their phone number is: a).PAC AIR, Boston (617) 567-3887; b). PAC AIR, Provincetown (508) 487-1000; or, c),Toll Free, (800) 359 7221. PAC AIR has limited flights to Provincetown, so please make your reservations as soon as possible. When you arrive at P-town, take a taxi to your Inn, or the Fair's Hospitality Center (if you do not have an Inn assignment),

By Bus

Trailways and Greyhound have connecting services from Boston to Hyannis. Change at Hyannis for the P-town bus. Contact either bus company for schedules and fares. When you arrive at the P-town bus station, take a cab to the Fair's Hospitality Center.

By Train to Boston

AMTRAK services Boston, and the train arrives at South Station. Trailways is located adjacent to the South Station Complex. Take the bus from Boston to Hyannis and then to P-town:



GETTING SETTLED





TRANSPORTATION



YOUR AUTOMOBILE & PROVINCETOWN

Provincetown and the Commonwealth have no regulations concerning the manner of dress while operating a motor vehicle. If you choose to drive, carry legal identification, a valid driver's license, and obey all traffic laws. If you are stopped for an infraction, remain calm and show the officer your **legal** identification. This is **not** the time to pull out the fake ID you paid \$5 for! Treat the officer as a lady or gentleman and you will be treated as such.


We do not have legal jurisdiction to enforce any parking privileges. The short term parking near where the Hospitality Center is available **only** during Registration. Your lodging site should provide you with a parking space. There are five Public parking areas shown on the map on the back cover of this Guide. The one on Commercial Street (by the wharf) is lighted and patrolled by the police. **PLEASE OBSERVE ALL TOWN REGULATIONS CONCERNING STREET-CURB PARKING.** The Fair is not responsible for any tickets received in violation of city ordinance.



*Landmark
Inn
Restaurant*


404 Commercial Street, Provincetown, Mass.
Phone: (508) 487-3319

Your Hosts: Larry Fordyce, Dan De Palma
Fred Palmieri, Vinnie Quattrochi



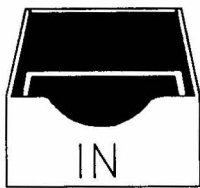
*Rose
and Crown
Guest House*

One Hundred Fifty-Eight
Commercial Street
Provincetown, MA 02657
487-3332
Prop. Preston & Tom




GETTING SETTLED





PRE-REGISTRATION



GETTING TO KNOW YOU

In essence, each participant who attends Fantasia Fair has a femme identity (now it's brother's turn to hide in the closet). Prior to the Fair you will be spending a good deal of time putting together her "image"; but, for now, we need more information about her as a "real" person. This is what our PRE-REGISTRATION APPLICATION is all about. This information is designed to do four very important services:

- 1. IT HELPS YOU TO CREATE YOUR "LEGEND";
- 2. IT PROVIDES YOUR SISTERS WITH A "PROFILE";
- 3. IT HELPS IN PLANNING EVENTS;
- 4. IT HELPS YOU PLAN YOUR FAIR.

YOUR LEGEND

When you meet someone in a social situation, you will be asked all sorts of questions: "Are you married?" "Where did you go to school?" "What do you do for a living?" "What are your hobbies?" "Do you have children?" "Pets?" A "real" person can answer these questions, can "sister"? A spy calls this life's history, her LEGEND. At the Fair, especially at LADIES NIGHT (page 73) you will need one.

YOUR PROFILE

When you arrive at the Fair you will receive a great little memento of the Fair called the DIRECTORY. This pamphlet contains a brief femme profile of each participant. It is very useful during the Fair as a means of "getting to know your sisters", and after the Fair it is a neat keepsake.

HELP IN PLANNING EVENTS

The Fair is a quality program and we want everyone to have a chance to "do the whole thing". Each event has a program coordinator who needs 1). sisters to help her; 2). to know how many plan to attend the event (most events involving a "fee" require advanced registration because of quality control factors or limited facility space); and, 3). to find out if there is an equipment need (i.e. a piano act in the Follies could use a piano).

PLANNING YOUR FAIR

As you fill in the "Activity, Seminar & Workshop check-list", and complete the other information asked for in the PRE-REGISTRATION APPLICATION you will be deciding what you do or do not want to do at the Fair. In short, you will be planning YOUR FAIR. If you decide at the last minute to join into a particular event, we understand. That is why we have sisters ready to help you at our registration desk at the Hospitality Center...



GETTING SETTLED





OUR REGISTRATION STAFF



SHEILA - REGISTRAR



GERRI - ASSISTANT



ALISON - ASSISTANT




JEAN - ASSISTANT

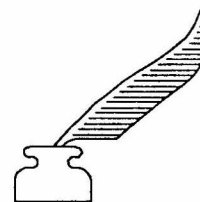


GETTING SETTLED





REGISTRATION



PRE-FAIR CONTACT

You will receive a letter with your ARRIVAL CARD (see page 31) prior to the Fair providing you with information as to the site of the Fair's Hospitality Center, the official phone number (message center), and other relevant last minute information. Until October 9th the contact numbers will be (no collect calls, please):

- [REDACTED] (ask for EVE [REDACTED]).
- [REDACTED] (ask for Ariadne, or leave a message on Tape recorder.)

After October 11th FF Headquarters Contact No. (508) 487-4496

THE HOSPITALITY CENTER & REGISTRATION.

When you arrive at the Hospitality Center, at the Gifford House, **leave your luggage in your car!** Your accommodations will be at another site. Signs within the Hospitality Center will direct you to the Fair Registration Desk. If our Registrar, (Sheila), or one of the ladies at the desk is busy when you arrive, please be seated and relax. There will be a hostess to greet you and refreshments will be available. At the Registration Desk you will be given your room assignment (with directions to your accommodations), an information packet, an ID Card which will serve as your admission pass to many events, and a registration card for you to complete. The Registrar and her volunteer staff will be delighted to answer any questions you may have about the Fair and accommodations. The Registration Desk number is 1-508-487-0726.

CHECK-IN HOURS.

The Registration Desk will be open Friday, October 13th, from noon to 8 PM and someone will be on duty for shorter periods of time on other days (centered around the time you indicate upon your ARRIVAL CARD). If you find that you will not arrive at the time you indicated on your Arrival Card, please call and let us know your new arrival time so we can make adjustments.


EARLY & LATE ARRIVALS

If you arrive early or late at night go directly to your assigned inn, or to the Registration Desk. If no one is there, don't worry. There will be a sign at the desk with instructions for early or late-comers. You should also check with the Inn desk clerk at the Hospitality Center, who will have been briefed and may have a message from the Registrar for you (in your "femme" name). **IF ALL ELSE FAILS COME TO THE FAIR HEADQUARTERS AT THE FAIRBANKS INN.** If you travel "en femme" then by all means come as your femme self. Otherwise, we suggest you come as "brother" and make a changeover in P-town.




GETTING SETTLED





FAIR MANAGEMENT



THE BUSINESS OFFICE

The Fantasia Fair Business Office is located in the Fairbanks Inn located at 90 Bradford Street, about one block from the Fair Hospitality Center at the Gifford House (corner of Carver and Bradford Street). Bradford Street is a major two way east-west road through Providenttown. If you look at the map on the back of the *Guide* you will see a 'note' with an arrow in Bradford Street that says Webster Pl. This marks the side "alley" where the Fairbanks Inn parking lot is to your left. As you enter the center court garden in back of the Fairbanks you will see to your direct left a sign marking the Fair's business office. When the Registration Office is closed at the Gifford House it is at the Fairbanks Inn. The Business Office phone number is 1-508-487-4496


MESSAGE CENTER

The Inns and Apartments all have a phone number to receive messages for guests, and by in large they will try to reach you by leaving the message at their main desk or by posting a note at your door. Fantasia Fair has a 24 hour Message Center phone for EMERGENCIES ONLY. Although the Registration and Message Center phones will be answered by a human being, from time to time the Message Center phone will be an answering machine. It will respond to the caller by saying: "____, at the sound of the tone please leave your message by stating the name of the guest you wish to contact, date, time, and a short message. Thank you." The Message Center phone number is 1-508-487-4496. When a message is received we will try to reach you as soon as possible.




GETTING SETTLED





FANTASIA FAIR HEADQUARTERS LOCATOR

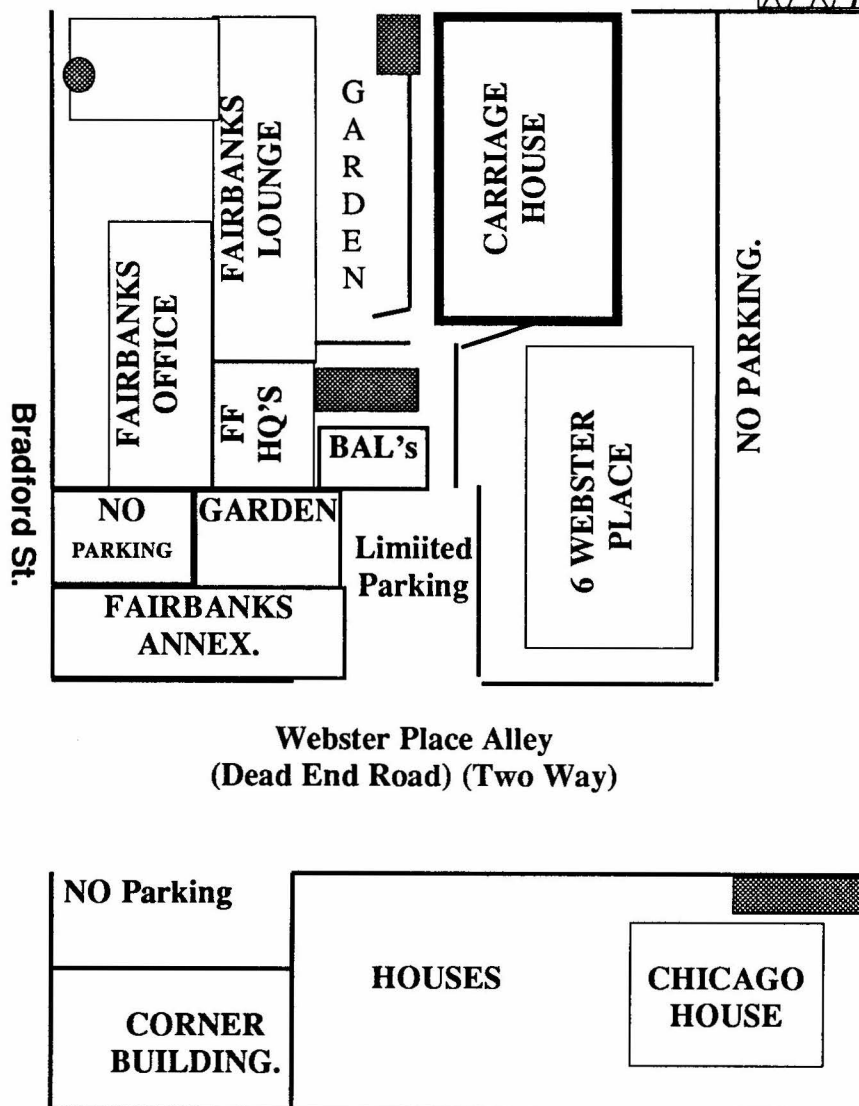


● Buzzer Door
for Fairbanks Inn

* "Limited" Parking
if you park here
During AM to Late
P.M.(Business Hours)
Bring key to Fair-
banks Office before
going to Fair HQ.
If after 10 P.M Go
directly to Fair
Headquarters.

* If you already have
room assigned go to
Inn and check in &
see Fair HQ.
During Business Day

* Carriage House is
the location for Speech
and Personal Devel-
opment classes.



GOSWOLD ST.

WINSLOW ST.
ONE WAY



GETTING SETTLED



THIRTY



POLICY & PRACTICEI



FINAL PAYMENT

Final payments for the Fair are due 45 days prior to the Fair. Therefore, any outstanding balance on your registration fee should be mailed in time to reach the Outreach Institute post box (Lincolnia Station, POB 11254, Alexandria, VA., 22312) no later than October 5th. If for any reason you cannot meet this deadline, you may pay at the Fair with cash, traveler's checks, MasterCard or Visa. (No personal checks will be taken.) If you still have a balance due on seminars you have chosen to take, it may be paid at registration time.

ARRIVAL CARD

A postage prepaid postcard will be sent to you. Please write your estimated arrival at Provincetown (date & time) on the postcard. If you can be specific to within a few hours that's terrific! No other information is necessary. Mail the card as soon as possible - it will help us to schedule our volunteer help at the Fair's Hospitality center. We will need the card, therefore, even if you arrive on the first day of the Fair.

ID CARDS

Fantasia Fair ID cards will be issued to you at registration. This card will serve as your admission to shows, events, parties, banquets, etc. Because there are some "coat-tailers" who come to Provincetown trying for a "free Fair" we can not be lax about requiring the card; so please be sure to have it with you at all times. You may actually be asked by a merchant in P-town if you have a card, particularly if a Fair discount is involved.

GUESTS

You are welcome to bring guests to Fantasia Fair functions IF the following are observed: (a) if a guest fee is required, we will expect that it be prepaid; (b) double-check to see if guests are permitted at the function to which you wish to bring the guest. Guest fees can be paid at the Hospitality Center or to the Coordinator at the Fair's Business Office.

CASH, CREDIT & CHECK CASHING.

We strongly recommend that you use traveler's checks and credit cards during your stay at the Fair. Personal checks are extremely difficult to cash. We will honor your VISA or MasterCard for cash advances (a 5% service charge exists for this emergency service.)



GETTING SETTLED






PHOTO & VIDEO POLICY



THE CAMERA & YOU

Anyone in the crossdressing paraculture is well aware of the simple fact that the photographic and video industry earns a fortune out of our fantasies. But, is that photo of you, YOU? We don't know. But, we do know that with over 17,000,000 males in the U.S. within the statistical population profile of the group attending the Fair, it is unlikely that someone seeing that picture will be able to say: "Bye Golly, that's good ole George!" (unless George shows it to them). The ladies, whose pictures you see in this guide all share your concerns for privacy; they live in the real world as successful men and/or women.

MISUSE OF PHOTOS.

In order to protect Fan/Fair participants, these are the policies of the Fair:

Participants may photograph Fan/Fair activities for their own purposes, provided that all persons being photographed have been asked and have been given their consent;

Sound video & movie cameras are prohibited, with the exception of the video cameras operated by the Fan/Fair staff (who will be introduced to the group as a whole);

No person, other than a participant, employee, or agent of the Fan/Fair Administration may carry a camera or photograph activities or make sound recordings without the express written permission of the Fan/Fair Administration;

MEDIA must also obtain express written permission of the Fan/Fair Administration to attend any function. In addition, media people must obtain written releases from any participant photographed or interviewed. This also applies to any participant who is acting as an agent or reporter for any media or proprietary publications. You must have Fan/Fair Administration permission to send any photos to publications; and,

The Fan/Fair Administration reserves the right to prohibit anyone from carrying a camera or making sound recordings of Fantasia Fair activities, but wishes to advise participants that it has no such authority to control such activity in public areas outside of the Fair, such as the streets of Provincetown.

PHOTO & VIDEO RELEASE

Participants will be asked to sign a Photo & Video Release so that video recordings or photos taken of them by our staff may be used within Video Tapes or Publications used to present the Fair to Professional and Academic Groups, Crossdressing Clubs, and those participating in the Fair who may want a more permanent memory of Fantasia Fair.



GETTING SETTLED





Your Host Provincetown



Provincetown is a safe harbour just inside the sheltering arm of Cape Cod.

No doubt, because of its reach into the Atlantic it became the first landfall for the Pilgrims on November 21, 1620 (new calendar). Shortly after this landing the Pilgrims gathered in the cabin of the Mayflower and drew up the Mayflower Compact. This document, based upon a belief in self-determination and strong religious convictions, is considered to be a root of our Constitution.

Since the 1600's Provincetown has been tied to the bounty of the sea. Provincetown was incorporated as a Town in 1727.

It grew to become a major fishing seaport by 1851, with over 50 wharfs jutting out into the bay. The white wood frame New England sea coast homes for the captains and the crews of these tall ships established the flavor of the town you see today as a sea coast resort. Yet, Provincetown is still a fishing village with over forty boats plying the trade.

Perhaps it is in the character of its historic roots, or for reasons of its ties to the open seas; but, for some reason Provincetown has become a symbol for individual liberty. Its' spindrift seacoast, physical beauty and appeal have attracted artists, writers, and artisans: yet, it is Provincetown's respect for individual rights which has permitted them to flourish. It is this which has brought Fantasia Fair to Provincetown.

Over the past years our dearest friends from Provincetown have served on the Board of Directors for the Outreach Institute. And many others have worked hard to make the Fair possible. Their caring about us with "many kindnesses" has established a special relationship and trust you are about to share in.

Fantasia Fair has found a home and we want you to share it with us and your many new friends, the people of Provincetown.



Cape Cod Bank and Trust Company
The Financial Center of Cape Cod



**Fantasia Fair
wishes to
THANK The Best Bank
in New England**

Shank Painter Road

Provincetown, MA 02657

Tel. (508) 487-9091



GETTIN SETTLED



OCEAN'S INN



HIRSCHFELD Restaurant

COMPLETE DINNERS

Homemade Soup • Fresh Garden Salad
• Homemade Bread •

Your choice of:

Roast Beef • Roast Pork • Roast Lamb
Seafood Crepe • Fried Chicken Livers
Fried Chicken • Chicken Parmigiana
Mushroom & Spinach Quiche
Greek Spinach Pie
Homemade Dessert

12.95

BAR & LOUNGE • Noon to 1 AM

7 days

LUNCH • BREAKFAST • DINNER

Breakfast Items till 4 pm

OPEN DAILY • RESERVATIONS SUGGESTED

386 Commercial Street
Provincetown 487-0358

GOLDEN GULL LOUNGE

A Cozy Intimate
Piano Bar
Presents



TONI

vocal/ pianist

PROVINCETOWN

386 Commercial Street 487-0358

CROWN & ANCHOR

247 Commercial Street

Provincetown, Massachusetts, 02657



Tel: 508-487-1430



The Fairbanks Inn

Fine Accommodations



A 17th Century House

90 Bradford Street, Provincetown, MA 02657
487-0386 Don Graichen, proprietor



Comfortable, Attractive
Rooms and Cottage
Centrally Located, Ample Parking
Open Year Round



12 Johnson St., Provincetown, MA 02657
487-8138

487-3532

Roomers

GUEST HOUSE

8 Carver St., Provincetown, MASS
02657



YOUR HOSTS & YOUR HOME



THE INN & YOU

Provincetown has over sixty Inns which probably can claim that they were originally homes prior to their present use. This Spring our staff personally selected a handful of these beautiful Inns (and a few modern ones too) to be your home during the Fair. Each Inn was inspected to be sure that it would: 1). be a home with an Innkeeper Host who appreciates the Fair and you; 2). be suitably established for a fine lady such as yourself; 3). have a social area for your house meetings; 4). have heated rooms to ward off the chill of early Fall nights; 5). have the lighting, mirrors, and storage space required by the average crossdresser; 6). have adequate bath room facilities; 7). provide parking for its residents; and, 8). be near the center of town and the various Fair locations.

YOUR HOST

Because Provincetown is the largest gay resort area in the United States, it is safe to say that your Hosts are gay. In most cases they have invested their life savings in your Inn to make it a personal show piece, and competitively attractive in a community where quality is a criterion. The Fair is post-seasonal for Provincetown, and your Host has "had" it with the chaos of Provincetown during the season when a town of a few thousand becomes a crowded city. Most Inns close their doors to get about the business of preparing for winter and your Hosts' vacation. But, over the years your Host has come to know us and most of them look forward in fascination to seeing our "fun" group.

YOUR HOUSE "HOSTESS" .

Each Inn will have a volunteer hostess, who has attended a previous Fair and can help you. She serves as the liaison between you and the Inn Keeper in case you have any problems, and she can also help you with the Fair staff. During the Fair she will have three late evening "wine & cheese" parties for your house so that you can let your hair down and talk about those things that interest your group (perhaps as a pajama party). In case of an emergency she will help as a residence counselor or house mother might... And she will keep you posted through the distribution of the FAIR DAILY. Or she will sit down with you for a nice quiet chat...



GETTING SETTLED





YOUR HOSTS & YOUR HOME



YOU AS A GUEST

Please treat the Inn as your home, and don't expect it to be either a plastic motel or the Waldorf Astoria. Please:


Understand that because of limited facilities, all room assignments are final unless a dire need for change can be shown. If the need to change is based on an error by the Fair staff (e.g. leaky Pipes, double occupancy instead of clearly stated single occupancy request, etc.) the change will be made without a surcharge. Placing you in non-negotiated housing at your request (i.e. a motel such as the Holiday Inn) can lead to a surcharge equal to the differences in rates.

Although many hosts will try to help you move in, they are not bell-hops. Share in the effort.

PLEASE, use paper towels, tissue, or your own wash cloth to remove make-up. Beard cover, especially, is very difficult to wash out of snow white towels.

Take the time to meet the Inn staff, they know P-town and can help you.

REMEMBER TO LEAVE A TIP WHEN YOU CHECK-OUT, THE FAIR REGISTRATION DOES NOT COVER THIS SERVICE.



GETTING SETTLED





YOUR HOSTESSES



GERRI
GIFFORD HOUSE



SHEILA
GIFFORD HOUSE



JANE -
ELEPHANT WALK



ALEXANDRA-
TRADEWINDS



GETTING SETTLED





YOUR HOSTESSES



AUDREY -
CROWN & ANCHOR



EMILY -
CHICAGO HOUSE



ARIADNE
HARGOOD HOUSE
HOSTESS COORDINATOR



LAURA
ROOMERS



GETTING SETTLED





ON THE TOWN



The following list of DO's is intended to help you feel comfortable during your stay in Provincetown, to answer some immediate questions you may have, and help lead to an enjoyable Fair.

- DO Feel free to leave your hotel room or apartment in any presentable state of dress. **AND DO WEAR YOUR BEST SMILE!**
- DO Explore P-town by yourself or in groups. P-town is a very open community.
- DO Feel free to dine or drink on the town. Most clubs and restaurants will welcome you, but we recommend you patronize the establishments listed in our directory of advertisers.
- DO Take as many photographs as you wish of P-town and the Fair. Please keep in mind the feelings of others when photographing Fair activities and participants. **AND DO REMEMBER HOW HAPPY YOU WOULD FEEL IF A SISTER WAS KIND ENOUGH TO MAIL A PHOTO OF YOU FROM THE FAIR .**
- DO Visit the local shops and boutiques. Most, you will find, will be happy to serve you, and most will accept "brother's" credit cards.
- DO Feel free to call upon the local police (911), fire, and rescue units in case of emergency. They will assist you as they will any other citizen.
- DO Bring guests, if you wish, to public Fantasia Fair functions. Please consult the F/F office about non-public events.
- DO Feel free to consult the members of the F/F staff at any time in regards to any problems you may have.
- DO Please, at all times, conduct yourself as a lady or a gentleman (whichever you prefer). Treat others as you wish to be treated. Please help us maintain a favorable image of Fantasia Fair.
- DO **ABOVE ALL ELSE, HAVE AN ABSOLUTELY FABULOUS TIME!**

PROVINCETOWN

Take time to see Provincetown. Walk along its beautiful beach front. Tour the dunes of the National Park which surrounds it. As the PBG Guide says: "Within the 1x3 mile boundaries of the town there are three beaches, miles of bike and horse trails, acres of pine-scented woodlands, long stretches of dunes covered with rose, beach plum, blueberry and bayberry bushes and lush meadows full of thick rushes and waving beach grass."



GETTING SETTLED





ON THE TOWN



SHOPPING

"From vintage clothing to designer fashions, from leather to lace, from antiques to futuristic, from soft sculpture to brassy bronzes and a king's ransom in all styles of jewelry." Provincetown is an art lover's paradise where you can even get your portrait in pastels while you wait. Do go on the town.

DINING ON YOUR OWN

There are more than 80 eating places in P-town ranging from elegant chef-staffed restaurants which would rival any of the best to junk food shops. And in P-town when they say the sea food is fresh, you can believe it!

REST ROOMS

Which to use? We offer this suggestion; use the restroom you feel most comfortable in using. P-town is a relaxed community and restroom segregation is not one of the "biggies", especially during the Fair. Feel free to enter either door.

EMERGENCY (Call 911)

This number (911) will alert the Police, Fire, or Rescue Squad. They know all about us, and they will help you as they would anyone else in Provincetown.

POLICE

The police in P-town will protect **you!** There is a chance some immature, insecure people may confront or tease you in an attempt to provoke a reaction. **Provincetown is a real town not a closet.** (RELAX, remember your SENSE OF HUMOR.) If you are accosted by anyone, keep calm. Try to ignore the situation and proceed to your destination. Please, do not verbally or physically abuse, touch, or strike a heckler unless the person actually assaults you. Notify the police **immediately** of any harassing situation. They can, and **will** serve and protect you!



GETTING SETTLED





PARTNERS PROGRAM



PARTNERS

At Fantasia Fair in 1986 we introduced the term PARTNER as the companion to PARTICIPANT. This was due, in part, to the sophistication of the Fair in its attitude towards equality and the fact that a Partner to a crossdresser, regardless of gender or sex, faces the same needs to share with other Partners. In the past three years our returning Partners have served to greet our new Partners before and during registration so that they might have a helpful friend, who understands.

THE PROGRAM

Louise, who has attended previous Fairs with her husband, has volunteered to serve as the Coordinator for this program. The Partners Program provided this year is the result of Betty Ann Lind and Niela Miller surveying the wives who had attended the Fair in 1985; and Betty Ann meeting with the leaders of two major spouses' groups based in Boston and Chicago. At the 1986 Fair the "Partners" wrote a booklet "We, He, She, They, Partners of Crossdressers".

The key elements of the program for Fantasia Fair 1989 are the result of an evaluation of the 1988 Fair program by the Partners attending and returning. The program consists of:

- Partners Orientation (SEE: page 68).
- Partners Seminar (SEE: page 70)
- Partners Afternoon Discussion Goup
- Partners Morning Coffee Calls

PARTNERS ORIENTATION

The chief reason a spouse or friend comes to Fantasia Fair, is LOVE. "Only love would give me the courage to face a room full of Sweet'ums (the giant furry Muppet) in drag," she noted telling about her fears of meeting a group of crossdressers with her husband, "But, there are other wives there that I must talk to; **to understand.**" Her statement summed up her motivation for coming to the event.

The Partners Orientation Program begins on Saturday, October 14th at 11:00 A.M. in the morning as a gathering of the new partners and those returning to the Fair. This session away from the main Participant Orientation Program will allow the newcomer to have a morning cup of coffee while one of the returning partners provides an overview of the Fair and opens the discussion on plans for the Partners Program for the week.



PARTNERS PROGRAM





PARTNERS PROGRAM



PARTNERS LUNCHEON SEMINAR

Dr. Peggy Rudd, who wrote the book My Husband Wears My Dresses, will serve as the luncheon speaker for the Partners Luncheon Seminar on Saturday, October 14th.

PARTNERS AFTERNOON DISCUSSION GROUP

After the luncheon there will be an partners afternoon discussion group hosted by the returning partners and facilitated by a professional therapist, Katina Rodis, from Provincetown. As a result of the 1988 Fantasia Fair Evaluation it was decided that the partners would develop their own social and activity program and there would be no Partners Workshop or Couples Workshop during the 1989 Fair. This discussion group should help to open communications between the Partners.

PARTNERS MORNING COFFEE CALL

Monday through Saturday morning there will be a morning coffee call for the spouses and friends. Louise, will be serving as the coordinator for this informal morning get-together. This free morning meeting is designed to facilitate any plans some of the group may have for the day and give others an opportunity to join in. Also, a group of the wives from previous Fairs are working on very important plans to help women who are dating or married to a crossdresser. This meeting will help this group (and others joining them from the group) to plan work sessions for the coming day. But, most importantly, this morning get-together will give the group a chance to know each other and share.



PARTNERS PROGRAM



R_x PROFESSIONAL SERVICES R_x

Each year the Outreach Institute sets out to find those who can best help the Fantasia Fair participant to improve in her personal growth and development. The professionals assembled this year to serve you are each highly skilled in their particular field of endeavor and all of them have had years of experience in providing counseling support to the crossdressing community.

Each professional serving you at Fantasia Fair has taken off valuable time from their regular employment or practice, sacrificed precious vacation time, and paid for their Fair participation. In a few cases an honorarium is provided, and in certain instances there is a reimbursement for travel costs or supplies (used to help the participant). There is no way to compensate them for their devotion except to respect their "free time", include them into your activities, and to say "Thank you".

Individually, and as a group, our consultants are pleased to consider themselves as a "profit center" for the Fair; because, they know that they are making it possible to continue the Outreach Institute, and reduce for you the general costs of the Fair. They also are very aware of the fact that if their service is not what you want, you will not pay for the service or attend the work shop or course and the Fair will need to seek others to provide professional services. To paraphrase, "they make money for the Fair the old fashioned way, they earn it..." They earn it by giving you their very best..


But, they also donate a great deal of their valuable time to each Fair participant. One only has to watch a bit to see how each professional will pause and give of themselves to a Fair participant in need of help. They actively care about you as an individual; that is why the Outreach has invited them to serve at the Fair, and why they are in Provincetown with you.

Arrangements are being made so that if you need private consultations, our professionals can serve you, on an appointment only basis, for a preset fee paid to the consultant. The location for such consultation, fee structure, and general hourly schedule available will be announced at the Orientation. The Outreach Institute does not "share" in these private consultation fees, nor does it compensate the consultant for providing this service. This separation between the consultant and the Outreach is established for mutual legal protection, and in order to preserve the confidentiality of the service provided; and, in no way reflects upon the quality of professional service provided in private consultations to you.



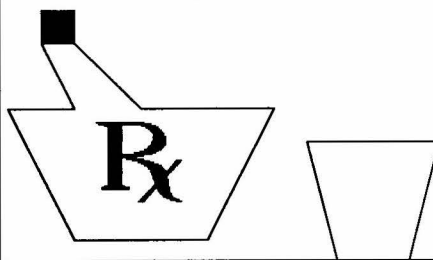

PROFESSIONAL SERVICES





**BOOKS
to tickle
your
fancy**

Provincetown Bookshop
246 Commercial Street
Provincetown, Mass. 02657



**Adams'
Pharmacy, Inc**
PRESCRIPTIONS A SPECIALTY
254 Commerical St.
Provincetown, Mass.
PHONE 487-0069
IN BUSINESS FOR YOUR HEALTH



Peter Tompkins
HAIR DEEZINES
Men and Women

139 A Bradford St.
Provincetown, Massachusetts 02657

487-3844



**RTE - 6A BEACHPOINT
AT SANDCASTLE
Provincetown, Mass. 02657**

**Hosts: Pat & Ernest
487-2318**



Bradford Gardens Inn
178 Bradford Street
Provincetown, Mass. 02657
487-1616

M. Susan Culligan

**ROSLYN GARFIELD ASSOCIATES
REALTORS**

**115 BRADFORD ST. , BOX 618
PROVINCETOWN**

**PHYLLIS TEMPLE
RUTH GILBERT**

**MA 02657
508/487-1308
FAX: 508/487-3086**



PERSONAL DEVELOPMENT



NEILA MILLER
Program Coordinator
COUNSELING & THERAPY
PROGRAMS

THE PROGRAM

Personal Development is a lifelong proposition.

Each time you choose to become more conscious of who you are, how you live, what your dreams are, and how to achieve them, you are moving to greater wholeness.

At the Fair, you have an opportunity to do this work with the guidance of a facilitator. Each year this program offers something new and challenging as it responds to your individual needs and the flow of the workshop itself as a part of the growth process.

Some of the topics which may be included this year, depending upon your interests, are cited with the workshop descriptions for: a). Personal Development I, SELF; b). Personal Development II, RELATIONSHIPS; c). The Quest for A Feminine Personality Workshop (See page 84); and, d). The Sex vs Gender Workshop (See page 96).



PROFESSIONAL SERVICES





PERSONAL DEVELOPMENT



PERSONAL GROWTH I, SELF : (Four Hours - \$50).

This workshop helps the individual: a) transcend feelings of insecurity, shame or guilt; b) overcome bad experiences from past or fears about what has happened to others; c) understand the relationship between "brother" and "sister" in the individual's psyche (having a good one!); d) recognise the effects of societal attitudes on TV's; and how to handle them.

Releasing Negative Feelings Positively!

Becoming More Expressive

Resolving Issues re your Family of Origin

Overcoming Fears of Appearing in Public

The Body Mind Connection

Working with Your Dreams for Better Self Understanding

Stages of Development (Your Gender Profile in Childhood, Adulthood).

Spiritual Growth via Gender Exploration

Life Integration Skills

Creative Risk Taking

Cultivating Inner Beauty

PERSONAL GROWTH II, INTER-PERSONAL : (Four Hours - \$50).

This workshop focuses upon: a) whether to tell or not, and whom; b) how to deal with the feelings of others, c) communicating with children who suspect or know; d) dealing with antagonistic or curious strangers; and, e) wanting and having primary relationships, being who you are (dangers and delights).

Can We Talk?

Reading Non-Verbal Language

Present and "Response-able" Intimacy: What is it and How do I achieve it?

Is Honesty the Best Policy? (Whom to tell What, and Why?)


Support: How to Give and Receive It.

Guidlines for Positive Communication.

Cooperative Problem Solving

WEST END SALON

WIG RENTAL & SALES Make-Up & Nails
OPEN 7 DAYS



155 COMMERCIAL STREET
PROVINCETOWN, MASS. 02657 • TEL. 508 487-1872



PROFESSIONAL SERVICES





CHARM SCHOOL



THE CHARM SCHOOL PROGRAM

The classic Fashion & Modeling School curriculum is divided into two units; 1). Charm & Basic Self Improvement; and, 2). Professional Fashion Modeling. The Charm School portion of the class work covers such topics as:

- 1). Posture & walking;
- 2). Figure analysis & diet;
- 3). Body movement;
- 4). Hair care;
- 5). Personal grooming & manicuring;
- 6). Skin care & facials;
- 7). Make-up;
- 8). Wardrobe planning;
- 9). Voice & diction; and,
- 10). Social graces.

In reviewing Fantasia Fair's basic program structure it would appear that the Fair participant through completion of the following activities at the Fair has completed the course requirements of a Charm School:

BEAUTY FAIR (page 71)
FASHION SHOW (page 89)
FASHION & BEAUTY COURSE (page 48)
SPEECH I (page 57)

And it is doubtful that any Charm School could be so much fun to go to as the one at FANTASIA FAIR.



PROFESSIONAL SERVICES





FASHION & BEAUTY



MURIEL OLIVE
Program Coordinator
FASHION BEAUTY COURSE

FASHION BEAUTY COURSE

Muriel is THE single most knowledgeable person in the United States (if not the world) on the subjects of fashion and beauty, when we deal with the specific needs of the cross-dresser. When Hollywood wanted someone to turn Dustin Hoffman into a 'woman' for they turned to the talents of Muriel Olive. Her class not only covers the basic curriculum of a Charm School (and much more), her instruction focuses exactly upon your special technical problems (as a male with full secondary characteristics wanting to look like an attractive woman). This twelve hour course is offered to all participants from Monday, October 16th, to Saturday, October 21st, between 10 AM to noon: with a "continental breakfast" buffet prior to each work session (a part of the Fair package), as an inducement to our sleepy heads to rise and shine, and learn the secrets of beauty from an expert. Muriel will be assisted by other Fair staff.

Muriel also offers, by appointment individual sessions (usually at 9 AM, prior to each Fashion Beauty workshop).



PROFESSIONAL SERVICES





ALL GOOD THINGS COME TO THOSE WHO WAIT. THE NEW FEM-FASHIONS CATALOGUE IS FINALLY READY AND IT'S THE PRETTIEST THING THAT CROSSDRESSERS HAVE EVER WAITED FOR. SEND FOR YOUR COPY NOW AND LET ME LEAD YOU OUT OF THE CLOSET AND INTO THE LAND OF FREEDOM!

Our new pink catalogues are still hot off the press and everything you need to develop, maintain and enhance your femininity is there for the ordering, including--

Wigs, Eyelashes, Cosmetics, Beard Covers, Jewelry, lovely Lingerie, G-Strings, Gaffes and Garter Belts, Hosiery, beautiful Bras and a fine selection of Breast Forms to fill them, Padded Girdles, Braselettes, Waist Cinchers, custom-made Corsets, custom-made Shoes and Boots with 4", 5" and 6" heels, custom-made Dresses, Skirts, Blouses and sexy Leather Wear all modeled by cross-dressers, not to mention Fantasy Costumes such as Maid's Outfits and Little Missy Dresses--all made to order--with Sissypants and lacy Petticoats to wear underneath. All this and much, much more!

So don't wait another day, fill out the coupon below and send it along with \$10.00 (refundable with first order over \$50.00).

For counseling, image consulting, hourly Dress & Make-up sessions and in-shoppe buying call (212) 629-5751. By appointment only.

Give me your tired, your poor,
Your closeted crossdressers yearning to breathe free,
The misunderstood femmiphilics of your teeming shore,
Send these, the homeless, gender confused to me:
I lift my lamp beside Fem-Fashions' golden door.

WE ACCEPT VISA AND MASTERCARD

femfashions


FEM/FASHIONS
7R
9 West 31 st.
New York, NY. 10001

Yes! Enclosed is \$10 for the new FEM-FASHIONS catalogue.
I want Ms TV/TS Liberty to lead me into the land of freedom.

NAME _____

ADDRESS _____

CITY _____ STATE _____ ZIP _____



FEM-FASHIONS



MURIEL OLIVE
Program Coordinator
BEAUTY CONSULTANT

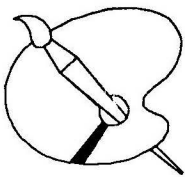
Muriel Olive has a private Penthouse boutique in New York called FEM-FASHIONS, located at 7R 9 West 31st., (212) 629-5751. (THE PHONE NUMBER IS PROVIDED FOR YOU SO THAT YOU CAN CALL HER FOR ANY PARTICULAR NEEDED ITEM WHICH SHE CAN BRING TO THE FAIR.) She has been discreetly catering to the crossdresser for twelve years. The shop offers a full selection of clothing, wigs, foundation garments (including custom made corsets), breast forms, hip padding, jewelry, make-up and cosmetics, shoes and boots. She provides private, understanding counseling to help the TV/TS become the woman she wishes to be. The basic consultation is to allay any feelings of guilt and to help the novice to emerge from the closet. This appointment includes building a feminine figure on the male body with the proper breast forms, hip and fanny padding, and creating the feminine waist. The new image is analyzed and proper clothing is advised. Further consultations are also available.

Muriel Olive has been bringing her boutique to Fantasia Fair for the past eight years. This year she will be teaching our Fashion Beauty Course (see: page 48). Image Development and make-up services are available at the Fair, at Gifford House, by appointment, for \$30.



PROFESSIONAL SERVICES





IMAGE



LOIS COZZI, Program Coordinator, COLOR IMAGE PROGRAM



CYNTHIA MCCARTHY, Assistant Program Coordinator

Lois and Cynthia of L.M. Cozzi & Associates are returning again to Fantasia Fair. They will be offering the same wonderful program they did last year plus new ones to help you become a more beautiful you!

SCARF TYING & ACCESSORIZING WORKSHOP I

Come and learn in this group participation hands-on Workshop how to tie your favorite scarf. Many flattering styles as well as the proper way to care for them will be shown. Accessories such as bows, flowers, and pins will be covered in proper placement on your garment.

\$25 per person- 60 minutes

FLASH DRESSING WORKSHOP

Get in and out of your closet in a flash! This program will lead you through the mixing and matching of clothing to create numerous outfits. Have less items of clothing in your closet and more outfits.

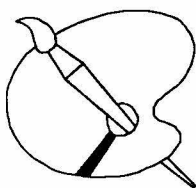
\$25 per person

60 minutes



PROFESSIONAL SERVICES





IMAGE



YOUR IDEAL SILHOUETTE™

A Service of (Your Image, Inc.)
COMPUTERIZED FASHION ANALYSIS

This personalized computer-assisted wardrobe-planning guide will....Identify figure traits while discovering clothing styles recommended for your body type. We will analyze thirteen separate body measurements including ankle size and neck length. Will provide you with a three-page, individualized analysis to be used in conjunction with a 65-page workbook which gives examples for the most flattering styles for your analyzed figure. You will never have to guess again if an outfit will be appropriate for the feminine look you are trying to achieve. All your questions will be answered. You will receive your book at the time of your personal measurement session. The computer print-out will be mailed to you. A body suit or leotard is the best attire for this consultation.

\$55 per person 30 Minutes

COLOR ANALYSIS CONSULTATION

Color Analysis is an adventure in self-discovery. With the help of a certified Color Consultant you will determine your undertone and Season with its full spectrum of colors during a Color Analysis.

Color Analysis is the Art and Science of determining a person's best colors. It is based on a person's skin tone, hair and eye color.

Most of us have our favorite colors, but sadly, they might not all bring out our best. And, after all, why only look good when you can look outstanding?

We can all wear every color: red, yellow, green, blue and purple. It's the shade and intensity of each color that makes for perfection in your palette. Within your range you may choose the colors and combinations that suit you best as an individual.

Each of the palettes contain both soft and vivid colors. Let your palette reflect your personality!

\$45 per person "Fair" Price

Regularly \$75

90 Minute Session by Appointment

CAPSULE WARDROBE PLANNING

You will be shown how to take twelve of your loveliest pieces of clothing and mix and match them to create 30 or more fantastic outfits.

\$25 per person

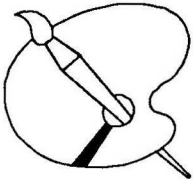
30 minutes

(You must have had a Color Analysis prior to this Consultation)



PROFESSIONAL SERVICES





IMAGE



SCARF TYING WORKSHOP II

"Refresh your memory" and practice again the scarf tying techniques of Fantasia Fair 1988 in addition to learning new techniques to enhance your wardrobe. **NEW THIS YEAR -- Shawls & Shawl Clips!**

\$25 per person

60 minutes.

CRITIQUING YOUR IDEAL SILHOUETTE

This is for those who had an Ideal Silhouette done last year. **BRING YOUR WORKBOOK AND PRINTOUT WITH YOU.** We will help to critique your wardrobe -- choosing what is best according to your Personalized Computer Measurement Chart and explain **WHY!**

\$25 per person

30 minute session by appointment.

COSMETIC & WIG AUDIT

Bring your cosmetics (all of them!) and wigs. We'll check them for proper color according to your seasonal color palette. (You first must have had a **Color Analysis.**)

\$25 per person

30 minute session by appointment. (Regularly \$30.)

CLOSET AUDIT

Now you know your "season". We'll clean out your closet and separate your correct Seasonal Clothes from what you should not be wearing! You first must have had **Color Analysis.**

\$25 per person

30 minute session by appointment. (Regularly \$30.)

PERSONALIZED ACCESSORIZING

You know your Season but are confused as to what accessories will enhance your look -
- We'll help you decide what to keep, what to get rid of and what you still need to purchase!
Includes a Wardrobe Record Book (Record Book will be sent by mail).

(Must have had **Color Analysis:** We recommend this be done after a **Closet Audit.**)

\$50 per person

Approx. 45 minutes by appointment. (Regularly \$60.)

WORKSHOP SCHEDULE

If you are in the Fashion Show or the Follies we would appreciate it if you would schedule your appointments and workshops so that they do not conflict with auditions and rehearsals.

Scarf Tying I: (1) Sunday, Oct. 15, 2-3 PM (2) Monday, Oct. 16, 1-2 PM

Scarf Tying II: (1) Friday, Oct. 20, 2-3 PM

Flash Dressing: (1) Wednesday, Oct. 18, 2-3 PM. (2) Friday, Oct. 20, 3-4 PM

L.M. Cozzi & Associates will be presenting **BEAUTY FAIR** and **FASHION FAIR.**



PROFESSIONAL SERVICES



L.M. COZZI & ASSOCIATES

COZZI WORKSHOPS

- SCARF TYING 1 & 2
- IDEAL SILHOUETTE
- CRITIQUING YOUR IDEAL SILHOUETTE
- COLOR ANALYSIS
- CAPSULE WARDROBING
- FLASH DRESSING
- COSMETIC & WIG AUDIT
- CLOSET AUDIT
- PERSONALIZED ACCESSORIZING

Presented at Gifford House



COSMETIC WORKSHOP



JIM BRIDGES
Program Coordinator
MAKE-UP ARTIST CONSULTANT

Jim's work has appeared in numerous fashion magazines, videos, and Broadway theater. A partial client list includes: Angela Lansbury, Amy Irving, Sophia Loren, Jackie Onassis, Brooks Shield, Farrah Fawcett, Linda Ronstadt, and others!

He is making a special video for cross-dressers, which he hopes to have on sale at the Fair.

Jim's 25 years in the beauty field has established him as one of the nation's leading beauty authorities. His career began as the owner of a Merle Norman franchise and wig shop in Santa Barbara. The diversity of his talents soon brought him to Hollywood where he worked with several major studios as a free lance artist. Jim's work was also sought after in New York, where he became the regional director of cosmetic training for Revlon Cosmetics. His work with the world's most beautiful models has appeared on the covers of numerous fashion magazines around the world. He has also worked with many of New York's leading Broadway stars and has traveled around the world as personal make-up artist to Nick Jagger and Linda Ronstadt. In Los Angeles, Jim works with a group of plastic surgeons where he teaches paramedical camouflage to burn victims.

Your special needs are fully understood at the Jim Bridge's Cosmetic Workshop, which uses "hands on" techniques to show you how to create the illusion of changing the basic shape of your face into a more attractive feminine face.

Private consultations available.



PROFESSIONAL SERVICES



WIG SHOP

Jim Bridges

Jim Bridges' is planning to include a wig boutique which will provide professional stylist to Cut & Shape your new wigs so that you can coordinate both your make-up and wig to produce the NEW IMAGE that is you. The Jim Bridges' make-up studio and wig boutique will be located at **Gifford House.**

COSMETIC WORKSHOP



- Basic Make-up Application
- Skin Tone Analysis
- Facial Structure
- Proper Use of Make-up Tools
- Concealing Techniques
- Beard Cover
- Color & Application of Foundation
- Contouring of Face & Eyes

3 Hours \$55.

All class materials provided.

Workshop Schedule:


4:00-7:00 PM

Sat. 10/14, Fri. 10/20, Sat. 10/21


3:00-6:00 PM

Sun 10/15 to Thurs. 10/19

Jim Bridges
11480 Cumpston St.
North Hollywood, CA 91601



SPEECH PROGRAM



BUD HEUER, PhD
Program Coordinator
SPEECH IMPROVEMENT
PROGRAM

Dr. Bud Heuer again leads these popular workshops at the Fairbanks Inn. This year the Speech Improvement Program consists of two workshops; **Basic** and **Advanced**.

BASIC SPEECH IMPROVEMENT WORKSHOP (Six Hours - \$100).

The beginner's workshop will consist of four sessions with those registered for the workshop. Each session will last an hour and a half. Training will cover one or more of these aspects of speech: relaxation, resonance, pitch control, pronunciation and articulation techniques, and conversational style.

ADVANCED SPEECH IMPROVEMENT WORKSHOP (Six hours - \$135).

The advanced workshop is open to those who have previously participated in a beginner's workshop and need no refresher course, but consider themselves to need more work in areas such as pitch control, pronunciation and articulation, and conversational style. This workshop consists of private individual instruction.

Please bring a tape recorder to practice with if you wish. And please tell Dr. Heuer if you are in the Fashion Show or Follies, so that he can properly schedule your sessions.



PROFESSIONAL SERVICES





PROGRAM COUNSELING



KATINA RODIS
Program Coordinator
PROGRAM SUPPORT
COUNSELING

PROGRAM COUNSELING SUPPORT

Katina Rodis, has a BA in General Psychology, and a MA in Clinical Psychology, as well as work towards a PhD. She has a partnership with Beth Barton (who will be conducting our Womancraft Seminar) at Center Street Counseling, in Provincetown.

Katina will be providing counseling support to our House Hostess Program and our Partners Program, as well as conducting our Luncheon Seminar of Lesbianism.

Both Katina and Beth are involved in Provincetown community activities and will attend the Fair, from time to time, as our guests and program observers..



PROFESSIONAL SERVICES





PHOTOGRAPHY STUDIO



MARIETTE PATHY-ALLEN
Program Coordinator
PHOTOGRAPHIC SUPPORT PROGRAM

Mariette Pathy Allen, armed with her camera, has been stalking unwary TV/TSs for almost a decade in an effort to take nature study photographs of them in their natural habitat, such as Fantasia Fair. So if you are camera-shy, please alert her so that she can work her way around you.

Her photographic artistry is superb, and her work has been exhibited in galleries in the United States and Europe. She has participated in such varied media as the Phil Donahue Show, CNN, and Forum, American Photographer and Stern magazines. Her new book *Transformations: Crossdressers and Those Who Will Love Them* will be available at the Fair.

Mariette is our official photographer. (See: Photo & Video policy, page for the Fair's policies on the use of camera at our functions.)

She will have a studio for private sittings at Gifford House. She also will be delighted to take photographs, by appointment, of you out and about Provincetown.



PROFESSIONAL SERVICES





SCHEDULE



THURSDAY OCTOBER 12 PRE-FAIR

C 01 6:30 - 9:30 Outreach Board Meeting

FRIDAY OCTOBER-13 FANTASIA FAIR

A 02 10:00 - 12:00 Fair Staff Meeting
A 03 12:00 - 6:00 Registration
A 04 3:00 - 4:00 House Leader (Orientation)
A 05 4:00 - 5:00 House Leader (Group Dynamics)
A 06 6:00 - 9:00 Welcome Open House Cocktail Party

SATURDAY OCTOBER-14

A 07 10:00 - 12:00 Orientation
A 08 11:00 - 12:00 Partner Orientation
A 09 12:00 - 2:00 Seminar Lunch: On The Town
A 10 12:00 - 2:00 Seminar Lunch: Partners
A 11 2:00 - 4:00 Beauty Fair
B 12 4:00 - 7:00 Cosmetic Workshop
A 13 5:00 - 6:30 Close Encounters Workshop
B 14 4:00 - 5:00 Personal Development I, Unit 1
B 15 5:00 - 6:30 Speech I, Session 1
A 16 6:30 - 8:00 Ladies Cocktail Party
A 17 8:00 - 11:00 Ladies Night Party
A 18 11:00 - 1:00 House Party

SUNDAY OCTOBER-15

A 19 9:00 - 12:30 Breakfast
A 20 11:00 - 12:30 Church
B 21 12:00 - 2:00 Personal Development Workshop, Unit 2
A 22 2:00 - 3:00 Fashion Show Auditions
B 23 2:00 - 3:00 Scarf Tying I Workshop
B 24 3:00 - 6:00 Cosmetic Workshop
A 25 3:00 - 4:00 Fan/Fair Follies Auditions
B 26 4:00 - 5:30 Speech I, Session 2
C 27 6:00 - 8:00 Dinner On Your Own
A 28 8:00 - 12:00 Pool Party



A. INCLUDED IN FAIR PACKAGE (W/O COCKTAILS)
B. FEE REQUIRED C. PAY AS YOU GO
D. FEE REQUIRED (INCLUDES A MEAL)





SCHEDULE



MONDAY

OCTOBER-16

A	29	9:00 - 10:00	Partners Coffee Call
A	30	10:00 - 12:00	Fashion & Beauty Course
B	31	1:00 - 2:00	Scarf Tying I Workshop
B	32	12:30 - 2:30	Personal Development I, Unit 3
B	33	12:00 - 5:00	Whale Watch Party
A	34	3:00 - 4:00	Fashion Show Auditions
A	35	4:00 - 5:00	Fan/Fair Follies Auditions
B	36	3:00 - 6:00	Cosmetic Workshop
B	37	5:00 - 6:30	Speech I, Session 3
A	38	6:30 - 11:00	Town & Gown Supper and Program

TUESDAY

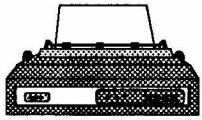
OCTOBER-17

A	39	9:00 - 10:00	Partners Coffee Call
A	40	10:00 - 12:00	Fashion & Beauty Course
B	41	10:00 - 12:00	Quest of Femininity Workshop
A	42	12:00 - 2:00	Seminar Lunch: Electrolysis
A	43	12:00 - 2:00	Seminar Lunch: Modeling Techniques
A	44	12:00 - 2:00	Seminar Lunch: New Woman
A	45	2:00 - 4:00	Fashion Show Rehearsal
A	46	4:00 - 5:00	Fan/Fair Follies Auditions
B	47	3:00 - 6:00	Cosmetic Workshop
B	48	5:00 - 6:30	Personal Development II, Unit 1
C	49	5:00 - 8:00	Dinner On Your Own
A	50	8:00 - 11:00	Fashion Show

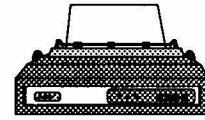


A. INCLUDED IN FAIR PACKAGE (W/O COCKTAILS)
B. FEE REQUIRED C. PAY AS YOU GO
D. FEE REQUIRED (INCLUDES A MEAL)





SCHEDULE




WEDNESDAY OCTOBER-18


A 51	10:00 - 12:00	Partners Coffee Call
A 52	10:00 - 12:00	Fashion & Beauty Course
A 53	12:00 - 2:00	Seminar Lunch: Women At Work
A 54	12:00 - 2:00	Seminar Lunch: Fashion Photography
A 55	12:00 - 2:00	Seminar Lunch: On Stage
A 56	2:00 - 5:00	Fan/Fair Follies, Rehearsal 1
B 57	2:00 - 3:00	Flash Dressing Workshop
B 58	3:00 - 6:00	Cosmetic Workshop
B 59	5:00 - 6:30	Personal Development II, Unit 2
A 60	6:30 - 8:00	Outreach Cocktail Party
A 61	8:00 - 11:00	Outreach Dinner
A 62	11:00 - 1:00	House Party

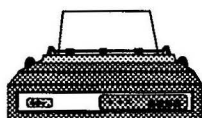
THURSDAY OCTOBER-19

A 63	10:00 - 12:00	Partners Coffee Call
A 64	10:00 - 12:00	Fashion & Beauty Course
B 65	10:00 - 12:00	Sex Vs Gender Workshop
A 66	12:00 - 2:00	Seminar Lunch: Lesbianism
A 67	12:00 - 2:00	Seminar Lunch: Transgender
A 68	12:00 - 2:00	Seminar Lunch: Professionals View of CD's
A 69	2:00 - 5:00	Fan/Fair Follies, Rehearsal 2
B 70	3:00 - 6:00	Cosmetic Workshop
A 71	5:00 - 8:00	Fan/Fair Follies, Rehearsal 3
A 72	8:00 - 11:00	Fan/Fair Follies
A 73	11:00 - 1:00	Apres Follies Party

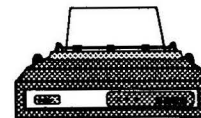


- A. INCLUDED IN FAIR PACKAGE (W/O COCKTAILS)
B. *FEE REQUIRED* C. PAY AS YOU GO
D. FEE REQUIRED (INCLUDES A MEAL)





SCHEDULE



FRIDAY

OCTOBER-20

A	74	10:00 - 12:00	Partners Coffee Call
A	75	10:00 - 12:00	Fashion & Beauty Course
A	76	12:00 - 2:00	Seminar Lunch: Female Health & CD's
A	77	12:00 - 2:00	Seminar Lunch: Female to Male CD's
A	78	12:00 - 2:00	Seminar Lunch: Legal
A	79	2:00 - 3:00	En Femme Fair Orientation
B	80	2:00 3:30	Speech I, Session 4
B	81	2:00 3:00	Scarf Tying II Workshop
B	82	3:00 4:00	Flash Dressing Presentation Workshop
B	83	4:00 7:00	Cosmetic Workshop
D	84	3:30 - 7:30	Kite Fly & Picnic
A	85	2:00 - 4:30	Awards Committee Meeting
B	86	4:30 - 6:30	Personal Development II, Workshop, Unit 3
C	87	6:30 - 8:00	Dinner On Your Own
A	88	8:00 - 11:00	Fantasy Ball
A	89	11:00 - 1:00	Video Party

SATURDAY

OCTOBER-21

A	90	10:00 - 12:00	Partners Coffee Call
A	91	10:00 - 12:00	Fashion & Beauty Course
A	92	12:00 - 2:00	Seminar Lunch: Transsexual Surgery
A	93	12:00 - 2:00	Seminar Lunch: Woman Craft
B	94	12:00 - 2:00	Seminar Lunch: Through The Looking Glass
A	95	2:00 - 4:00	Fashion Fair
A	96	4:00 - 6:00	Close Encounters Workshop
B	97	4:00 - 7:00	Cosmetic Workshop
A	98	6:30 - 8:00	Awards Cocktail Party
A	99	8:00 - 11:00	Awards Banquet
A	100	11:00 - 1:00	House Party

SUNDAY

OCTOBER-22

A	101	9:00 - 12:30	Breakfast
A	102	10:30 - 12:30	Church
A	103	6:30 - 9:30	Staff Party



A. INCLUDED IN FAIR PACKAGE (W/O COCKTAILS)
B. FEE REQUIRED C. PAY AS YOU GO
D. FEE REQUIRED (INCLUDES A MEAL)



Mariette Pathy Allen
PROFESSIONAL PHOTOGRAPHER

attending Fantasia Fair



*offers Portrait sessions
in studio or in unusual,
candid settings in picturesque*

Provincetown



*Understanding and discretion
assured*

Located at
Gifford House

Red Inn

FINE DINING IN A HISTORIC
WATERFRONT COUNTRY INN
AND TAVERN

**THE BEST
OF
PROVINCETOWN**

15 Commerical St
Provincetown, MA 02657

PILGRIM MONUMENT & PROVINCETOWN MUSEUM

Tallest all-granite structure in the
U.S. Museum of Cape and Provincetown
history whaling, shipwrecks,
pre-Plymouth history of the Pilgrims
and much more.

OPEN DAILY 9 TO 5.

36 Shank Painter Rd.

Pat Paine



508-487-6750

Women

Printers

PROVINCETOWN
Business Supply, Inc.



7 FREEMAN STREET
PROVINCETOWN, MA 02657
(508) 487-1145

NAPI'S PROVINCETOWN'S MOST
UNUSUAL RESTAURANT

**"ONE OF CAPE COD'S
SIX BEST RESTAURANTS"**

- says Boston Magazine



WELCOME TO RELEASING THE WOMAN WITHIN WEEKEND



FRIDAY OCTOBER-13 RELEASING THE WOMAN WITHIN WEEKEND		
A 03	12:00 - 6:00	Registration
A 06	6:00 - 9:00	Welcome Open House Cocktail Party
SATURDAY OCTOBER-14		
A 07	10:00 - 12:00	Orientation
A 08	11:00 - 12:00	Partner Orientation
A 09	12:00 - 2:00	Seminar Lunch: On The Town
A 10	12:00 - 2:00	Seminar Lunch: Partners
A 11	2:00 - 4:00	Beauty Fair
B 12	4:00 - 7:00	Cosmetic Workshop
A 13	5:00 - 6:30	Close Encounters Workshop
A 16	6:30 - 8:00	Ladies Cocktail Party
A 17	8:00 - 11:00	Ladies Night Party
A 18	11:00 - 1:00	House Party
SUNDAY OCTOBER-15		
A 19	9:00 - 12:30	Breakfast
A 20	11:00 - 12:30	Church

FOND FAREWELLS

NOTES:

PERSONAL DEVELOPMENT I (Contact Ms. Miller for Permissions)

SPEECH I (Contact Dr. Heuer for Speech Consultation)

LATE SUNDAY PROGRAMS: (Available after you check out of housing.)

B. 23 Scarf Tying I Workshop 2 to 3 PM.

B. 24 Cosmetic Workshop 3 to 6 PM

BASIC & OPTIONS:

A. INCLUDED IN FAIR PACKAGE (W/O COCKTAILS)

B. FEE REQUIRED C. PAY AS YOU GO

D. FEE REQUIRED (INCLUDES A MEAL)



EVENTS





OPEN HOUSE COCKTAIL PARTY



GINGER
Program Coordinator
OPEN HOUSE COCKTAIL PARTY

On Friday, October 13th, at 6 p.m., your hostess, Ginger, will hold a casual Open House Cocktail Party (cash bar). You may attend as "boy-self" (because some of us are still unpacking and getting settled in) or as "girl-self".


In short, it is a COME AS YOU ARE party to meet the other Fair participants and some of our dear friends from Provincetown. In particular, Ginger and the ladies wish to welcome the new participants to the Fair.

It is a delightful occasion to unwind after that drive up the Cape (or that exciting landing at the Provincetown Airport) and after unpacking at your "sister's" new home. You can also catch a snack from the free buffet. Ginger and the ladies will introduce you around to help get to know everybody. Who knows, you may even join a few friends to go out on the town afterwards for a bite to eat and a bit of disco.




EVENTS





PARTICIPANTS ORIENTATION




Participant Orientation is scheduled for 10:00 A.M. on Saturday, October 14th. A "Continental Breakfast" will be waiting for you along with your sisters and the fantastic Fantasia Fair staff of hard-working professionals, as well as some representatives from the town itself. This informal meeting will give you a chance to be brought up to date on much that is explained in this Guide, (so bring it along for notes on changes), and the materials given to you during registration.

By this time most of the participants will have arrived and this opening session will give you a chance to introduce yourself and find out a little bit about your new sisters, and the Fair.




BETTY ANN
Coordinator
FANTASIA FAIR




EVENTS





PARTNER ORIENTATION



ARI KANE
Program Coordinator
PARTNER ORIENTATION

Partner Orientation is scheduled for 11:00 A.M. on Saturday, October 14th. A "Continental Breakfast" will be waiting for you along with the other partners.

"Ariadne" Kane is the Executive Director of the Outreach Institute.

Ari will outline the Fair's formal program and answer questions.



EVENTS





ON THE TOWN SEMINAR



LAURA
Program Coordinator
ON THE TOWN SEMINAR

The ON THE TOWN luncheon seminar will be held at noon on Saturday October 14th, under the capable leadership of Laura ("Sweetie Pie").

Laura, and her panel will discuss various aspects of "going out in public on the town" with a partial focus upon Provincetown.

For "new-comers" and "old-timers" alike, Laura's panel will provide some practical suggestions on how to handle yourself in public, particularly when you are confronted by unusual situation or confrontations. Questions will be handled by the panel. Laura promises a light and lively seminar.

The luncheon is a part of your Fan/Fair package.



EVENTS





PARTNERS SEMINAR



DR. PEGGY RUDD
Program Coordinator
Partners Seminars

On Saturday, October 14th, at noon Dr. Peggy Rudd, from Texas for her first Fair, will serve as our guest speaker for the Partners (*not PARTICIPANTS - who will be at the ON THE TOWN SEMINAR LUNCHEON*) Luncheon Seminar. Peggy has written an informative book called *My Husband Wears My Clothes*. A copy of this book will be given to each Partner because of its real and positive message written in a time when the media and therapy focuses upon trials and tribulations of being a Partner to a crossdresser.

Program Summary

"Into each life some rain must fall." Partners of crossdressers have experienced a diluge of emotion. Fortunately open communication, tempered with love, can clear away the storm clouds and add new dimension to the relationship.

The rainbow symbolic of hope, love, and victory, follows the storm. At the "rainbow" stage, couples frequently feel content within the joys of their own love, and are satisfied to rest within the status quo.

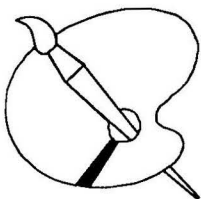
Dr. Rudd will challenge the partners of crossdressers to go beyond this stage. Somewhere over the rainbow there is the greatest challenge. Other persons need shelter from the symbolic storms. We must help them.

*"Birds fly over the rainbow.
Why then, oh why can't I?"*

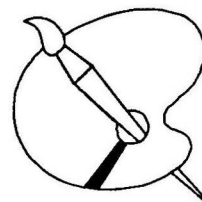


EVENTS





BEAUTY FAIR



LOIS [REDACTED]
Program Coordinator
BEAUTY FAIR

BEAUTY FAIR

Beauty Fair will open with a presentation on Color Analysis.

This event is built around the multi-station evaluation process called the "County Fair System", hence its name BEAUTY FAIR. Each, of several stations, will focus on an aspect of Beauty (e.g. Facial Shape). At each station there will be an evaluator, usually a trained beauty consultant, who will select from several choices a particular "image" which best suits you.

In addition to these on-the-spot evaluation sheets you will receive related material of a general nature within the Beauty context so that when you have completed all the stations in the process you will have a guidebook that is YOURS.

Lois, is the owner of a Color Image consulting company in Cedar Brook, N.J., has been working throughout the Summer assembling this material, and several professionals have volunteered their services for this event to be held Saturday, October 14th, starting at 2 PM.



EVENTS





CLOSE ENCOUNTERS



JENNIFER
Program Coordinator
CLOSE ENCOUNTERS I
WORKSHOP

CLOSE ENCOUNTERS I WORKSHOP: INTIMATE

This workshop will explore various emotional/psychological aspects of direct social interaction in the "straight" world as well as in the "gay" community. It will provide insights into what to expect/anticipate of direct social interaction in "straight" environments in terms of "passing" and "being read".

The workshop hopes to provide a better understanding of the need/desire to present oneself in public situations while exploring the social/sexual dynamics that may evolve in straight or gay interactions/encounters.


Jennifer has a BS in Psychology and M Ed in Guidance and Psychological Services.

The workshop is scheduled to be held Saturday, October 14th, at 5 P.M.




EVENTS





LADIES NIGHT



Ms. ALLISON
Chairlady
Annual Reception and Dinner

SISTERS

The 4F Club of Fantasia Fair fondly request the favor of your presence at their **ANNUAL RECEPTION AND BANQUET** to be held Saturday Evening, October 14, 1989 at 6:30 P.M. in Provincetown, MA.

The 4F (Fabulous Fun and Frolicking Females) of Fantasia Fair, frequently find fortuity fun in featuring fine food, fellowship and mucking around. The reception will include a "Getting to know you" game with prizes, and star J.J the Clown in her Provincetown debut entertaining us all with her mime and magic.

After our consumptuous feast, final reports from the The Standing Committess will be heard while sitting down, following by "inductions" of new members and finally followed by brief announcements from Fantasia Fair Chairladies featuring futher fantastic fair events.



EVENTS





BREAKFAST



BREAKFAST

Each Sunday morning you can gather at your leisure with your sisters for a lovely breakfast where you can discuss plans for the day; and perhaps bid farewell to those who are on their way home.

And, of course, if you come early enough you can have a nice meal before going to church in your Sunday-Go-To-Meeting Clothes.



THE CHICAGO HOUSE

One of Provincetown's Oldest Guest Houses

Randy Godfrey, Innkeeper

Rooms*Apartments*Private Baths*Parking* Airport pickup* Continental Breakfast

OPEN YEAR ROUND


6 Winslow Street * Provincetown*Massachusetts*02657 (508) 487-0537




EVENTS



SEVENTY-FOUR



POOL PARTY




GERRI
Program Coordinator
POOL PARTY

Our Gerri Lee (who changes outfits and looks more times a day than Elizabeth T. changes husbands) has consented to be our hostess for a super pool party at the Provincetown Inn. We have arranged to use the indoor pool and nearby bar with a light buffet for a night of FUN!

So bring your pretty suit and beach towel. The Inn has a ladies bath house for that quick change. While you take that dip in the heated pool, our non-swimmers can enjoy a drink at the bar and a bite at the buffet. (Sorry, no drinks at pool side, but we don't want you to cut your dainty foot on any stray glasses.)

The pool party and buffet are a part of your Fair package, the Cash Bar is up to you.

Sunday, October 15th, 8:00 PM to Midnight.



EVENTS



The Ladies of the
15th Annual
Fantasia Fair

wish to thank the People of Provincetown
for allowing us to express ourselves and
share in your beautiful community

————— You are cordially invited —————
to attend our

**Town and Gown
Suppper**

at the
Universalist Church
Monday
October 16
6:30 PM
Donation \$7.00



**Fantasia Fashion
Show**
at

**GIFFORD HOUSE
HOTEL**



Tuesday
October 17
8:00 p.m.
Donation \$7.00

**Fan-FAIR
FOLLIES**



CROWN & ANCHOR



Stage Show Extraordinaire
Original Entertainment

Thursday
October 19
8:00 p.m.
Donation \$7.00

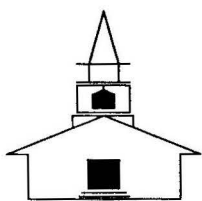
**FANTASY
BALL**



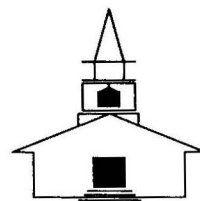
CROWN & ANCHOR



A Pre-Halloween Costume Ball
Where Everyone Can Come
As Their Fantasy
Prizes will be awarded to
"Mr." & "Ms." Fantasy
Best Costumes & Others
Friday October 20
8:00 p.m.



CHURCH



CHURCH

Each year our sisters make their pilgrimage to the Provincetown Universalist-Unitarian Church on Commercial Street. This is the same church where we hold our Town & Gown Supper and Program. During Fantasia Fair it is our church where we gather to meet and worship with our dearest sisters and friends.

In the meeting hall of this church there is the most outstanding example of wall art called *trompe l'oeil* ("fools the eye"). When you first see this beautiful painting you will not believe that the architectural renderings (all in three dimensions) are really painted on the wall. These wonderful illusions were created in 1851, by Karl Wentz, a young talented Dutch painter. Each year our "church rental" for the Town & Gown has been donated by the Fair to the restoration fund for this beautiful work of art.

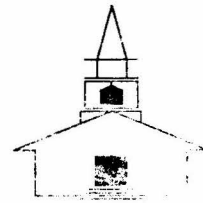


EVENTS





CHURCH PROGRAM



CINDY
Program Coordinator
CHURCH PROGRAM

On each of the two Sundays that Fantasia Fair is in town we are invited to attend the Universalist-Unitarian Church and Meeting House as their guests. After services we have a chance to mingle with and meet members of the congregation. During the week we use the church facilities for various programs such as the Town & Gown. And after the sermon on the second Sunday we make a formal presentation of our "rent" check as a donation to the church's restoration fund.

Cindy serves as our liaison with the Church, and from time to time she may need your help so that all may go smoothly...



EVENTS



SEVENTY-EIGHT